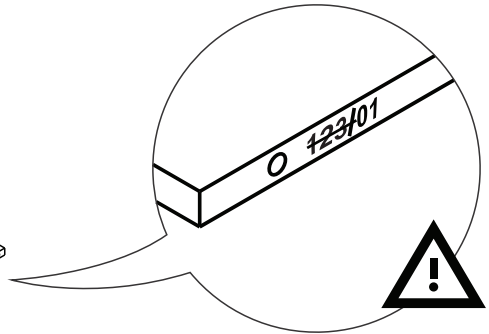
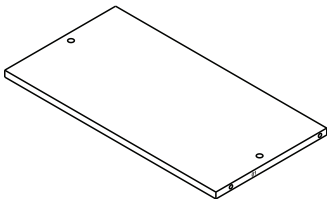


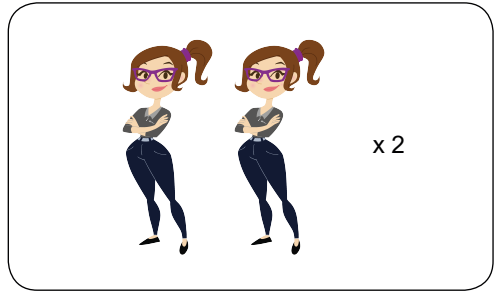
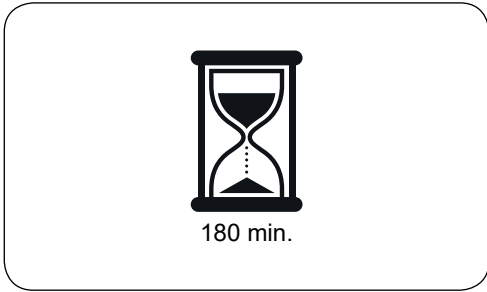
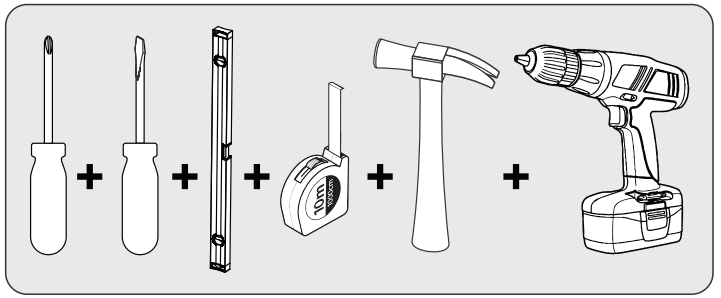
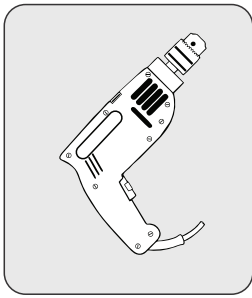


PAINEL HOME AUTHENTIQUE

V-7 01/06/23



GARANTIA / GARANTIA / WARRANTY

Nossos produtos são garantidos por 90 dias contra defeitos de fabricação. Ao constatar um problema coberto pela garantia, entre em contato com a loja onde o produto foi comprado. Ela estará capacitada para atendê-lo da melhor forma diante de cada caso. Reclamações de garantia somente poderão ser atendidas se o termo de garantia for apresentado no ato de reivindicação, acompanhado de sua nota fiscal de compra.

Nuestros productos están garantidos contra defectos de fabricación por 90 días, a partir de la compra. Ao constatar un problema protegido por la garantía, póngase en contacto con la tienda donde se adquirió el producto. Ella estará capacitada para atenderlo de la mejor manera de acuerdo con cada caso.

Our products are guaranteed against manufacturing defects for 90 days from the date of purchase. When you find a problem covered by the warranty, please contact the store where the product was purchased. The store is able to serve you in the best way in each case.

Exclusões

- Desgaste natural ou danos causados por água, maresia, ferrugem, incêndio, calor, cupins e pragas em geral.
- Montagem, manutenção e uso inadequado.
- Não cumprimento das recomendações técnicas do esquema.
- Montagens e desmontagens após a primeira instalação.
- Instalações elétricas e outras afins.

Exclusiones

- Desgaste natural o daños causados por agua, maresia, incendios, calor, termitas y plagas en general.
- Montaje, mantenimiento y uso inadecuado.
- No cumplimiento de las recomendaciones técnicas del esquema.
- Montaje y desmontaje después de la primera instalación.
- Instalaciones eléctricas y otras afines.

Exclusions

- Natural wear or damage caused by water, sea, rust, fire, heat, termites and plagues in general.
- Assembly, maintenance and improper use.
- Failure to comply with the technical recommendations of the assembly instructions.
- Assembly and disassembly after first installation.

Importante

A Linea Brasil não autoriza nenhuma pessoa, loja ou entidade assumir em seu nome qualquer outra garantia que não conste no certificado. A fabricante reserva-se no direito de efetuar nos produtos eventuais modificações que considerar necessárias, sem prejudicar as características essenciais. Os produtos terão peças de assistência para reposição no período de 1 ano a contar de sua retirada do mercado, desde que haja matéria-prima equivalente, observando o dispositivo no Art.32 da Lei 8.078/90 (Cód. Defesa do Consumidor). O atendimento para produtos fora de linha é feito por programação especial, através da loja revendedora sob aprovação de consulta prévia ao fabricante.

Importante

Linea Brasil no autoriza a ninguna persona, tienda o entidad a asumir en su nombre cualquier otra garantía que no figure en el certificado. El fabricante se reserva el derecho de efectuar en los productos eventuales modificaciones que considere necesarias, sin perjudicar las características esenciales. Los productos tendrán piezas de asistencia para reposición en el período de 1 año a partir de su retirada del mercado. La atención para productos fuera de línea es hecha por programación especial, a través de la tienda revendedora bajo aprobación de consulta previa al fabricante.

Important

Linea Brasil does not authorize any person, store or entity to assume on its behalf any other warranty that does not appear on the certificate. The manufacturer reserves the right to make in the products any modifications that it considers necessary without prejudice to the essential characteristics. The products will have replacement parts within one year of being withdrawn from the market. The service for off-line products is done by special programming, through the store reseller under prior consultation with the manufacture.

INSTRUÇÕES DE LIMPEZA E CONSERVAÇÃO

INSTRUCCIONES PARA LA LIMPIEZA E CONSERVACION / CLEAN AND PRESERVATION INSTRUCTURE

Para retirar o pó, utilize um pano seco, espanador ou aspirador. Se necessário, para uma limpeza mais efetiva, utilize um pano levemente umedecido com água. Finalize com uma flanela limpa e seca.

Para eliminar el polvo, utilice un paño seco, mopa o la aspiradora. Si es necesario, para una limpieza más eficaz, utilice un paño ligeramente humedecido con agua. Terminar con un paño limpio y seco.

To take dirty, use a dry cloth, duster or vacuum. If necessary to take the dust, use a wet cloth. Finish with a clean and dry flannel.

IMPORTANTE / IMPORTANTE / IMPORTANT



Não utilize produtos abrasivos como álcool e detergentes, como também esponjas rígidas ou palha de aço na limpeza dos móveis.
No use limpiadores abrasivos como alcohol y detergentes, así como esponjas rígidas o lana de acero para limpiar los muebles.
Do not use abrasives such as alcohol and detergent, tough soaker also steel wool to clean the furniture.



Proteja a superfície do móvel de objetos que transmitam calor ou umidade.
Proteja la superficie del mueble de objetos que transmitan calor o humedad.
Protect the surface of the furniture against objects that can pass heat and humidity.



Evitar o contato de água e produto de limpeza com o rodapé do produto, pois poderá danificá-lo.
Evitar el contacto con agua y producto de limpieza con el rodapé del producto, pues podrá dañarlo.
Avoid the contact of water and cleaning products with baseboard, cause it should damage your product.



Procure sempre utilizar flanela limpa e seca para a limpeza.
Busque siempre utilizar flanela limpia y seca para la limpieza.
Try always to use a clean and dry flannel to cleaning.



Cuidado com objetos pontiagudos, eles podem arranhar a superfície das portas e tampo.
Cuidado con objetos afilados, ellos pueden rayar la superficie de las puertas e la tapa.
Take care with sharp objects, they can scratch the door/lid surface.


INSTRUÇÃO DE INSTALAÇÃO DE TELEVISORES

INSTRUCCIÓN DE INSTALACIÓN DE TELEVISIÓN / TELEVISION INSTALLATION INSTRUCTION

Para o uso do maior televisor indicado recomendamos a instalação da TV no painel do produto.
Para utilizar el televisor más grande indicado, recomendamos la instalación del televisor en el panel del producto.
To use the largest television indicated, we recommend installing the TV on the product panel.

TAMANHO DE TV SUGERIDO
TAMANO DE TELEVISOR SUGERIDO
SUGGESTED TV SIZE

65"



Preste Atenção! ¡Preste atención! Attention!



As ferragens dos nossos manuais são sempre apresentadas nas mesmas proporções da peça na vida real. Caso apareça alguma dúvida no decorrer do processo de montagem, coloque a ferragem ao lado do desenho e faça a consulta :D

Los accesorios de nuestros manuales siempre se presentan en las mismas proporciones que la pieza en la vida real. Si tiene alguna duda durante el proceso de montaje, coloque los accesorios junto al dibujo y haga una consulta :D

The accessories in our manuals are always presented in the same proportions as the spare part in real life. If you have any questions during the assembly process, place the accessory next to the drawing and make an inquiry :D


Símbolos: Simbolos: Symbols:



- + Parafuso Phillips
- Parafuso Fenda
- ⬡ Parafuso Allen


- + Tomillo Phillips
- Tomillo Ranurado
- ⬡ Tomillo Allen

- + Phillips screw
- Slotted Screw
- ⬡ Allen screw




160001005

06 x



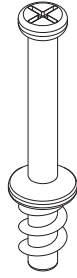
160001003

11 x



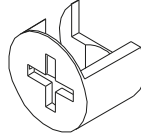
160001023

24 x



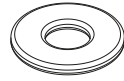
160001024

16 x



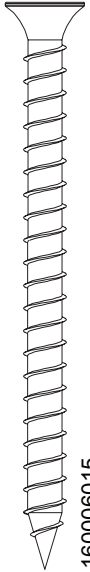
160001025

16 x



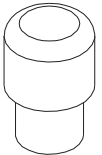
160001009

13 x



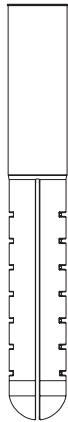
160006015

13 x



160002003

04 x



160002006

13 x




160006006

30 x



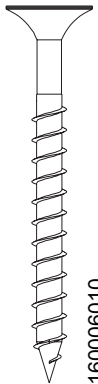
160006016

14 x



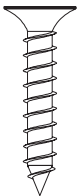
160006003

02 x



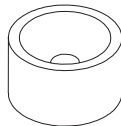
160006010

09 x



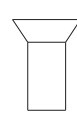
160006008

116 x



160002016

02 x



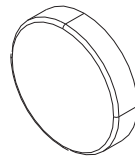
160006020

10 x




160006022

10 x



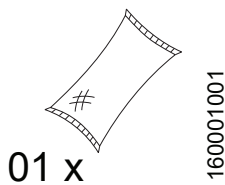
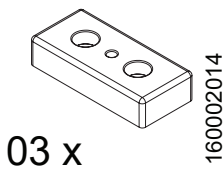
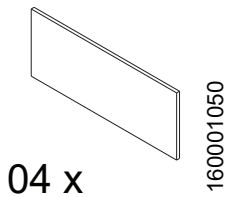
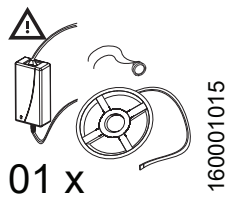
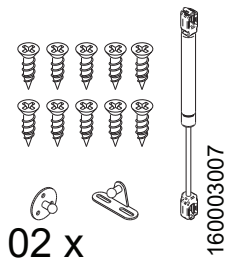
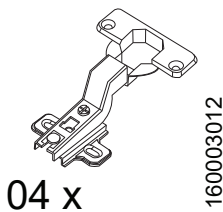
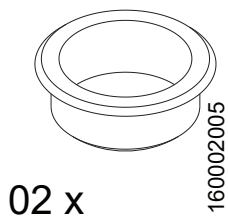
160005056

02 x

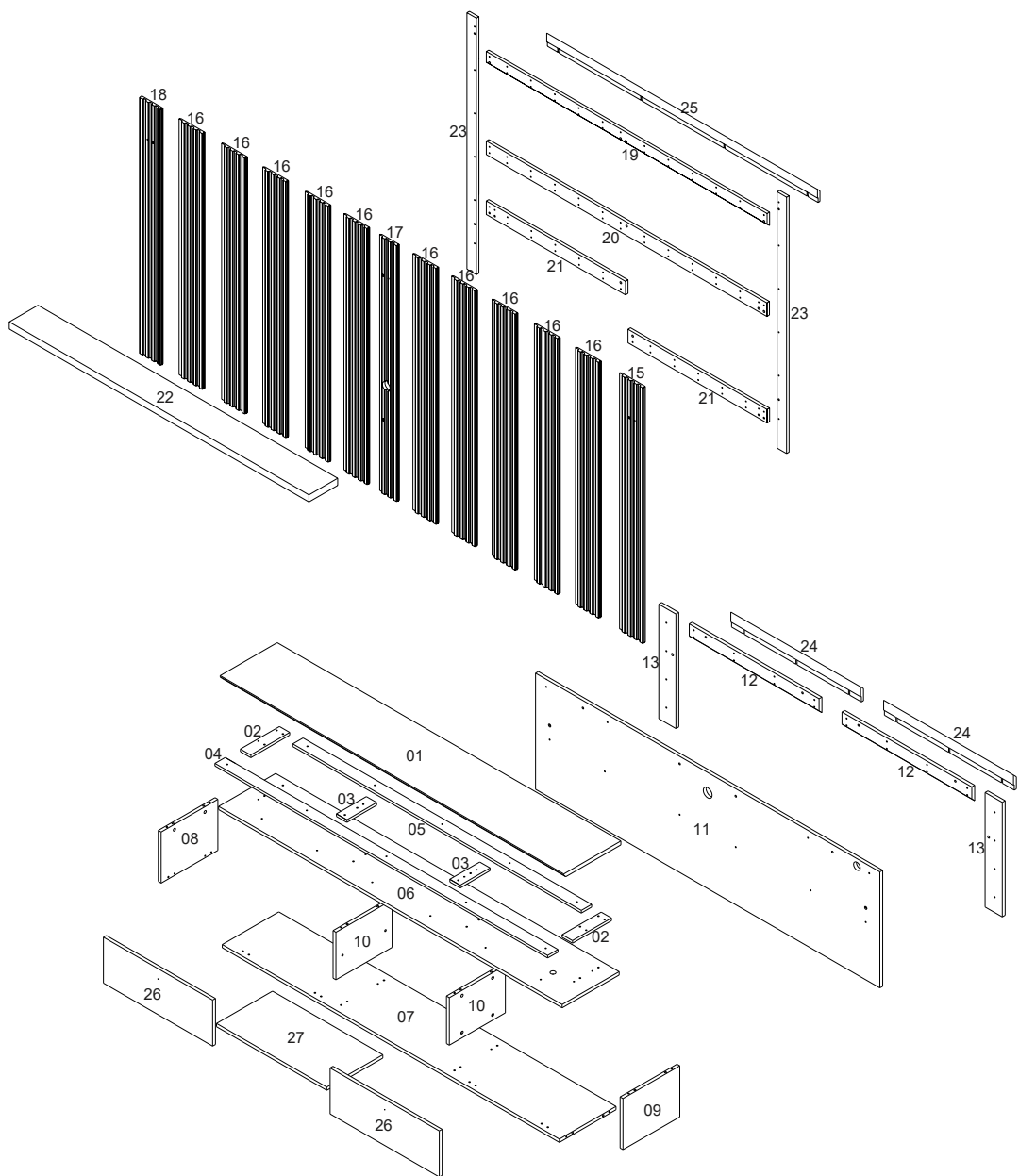


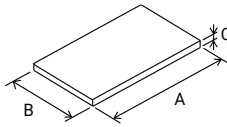
160002002

14 x



Item de compra opcional.





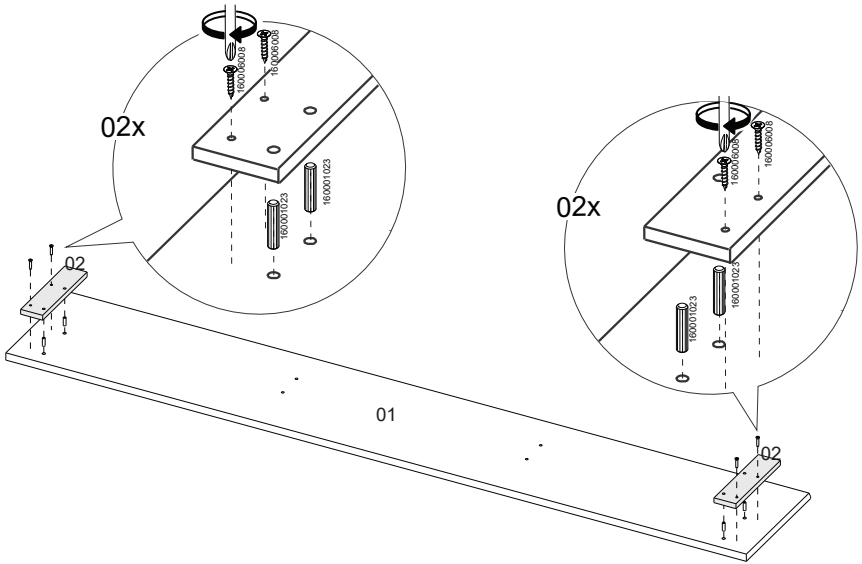
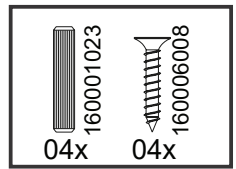
VOLUME Caja Box	ITEM Artículo Item	PEÇA Pieza Part	DESCRIÇÃO Descripción Description	DIMENSÕES (mm) Dimensión/Dimension			QUANTIDADE Cantidad Amount	MATERIAL
				A	B	C		
1	1	510230001	TAMPO SUPERIOR	1795	298	18	1	MDF
1	2	510230002	ENGROSSO LATERAL	212	54	12	2	MDP
1	3	510230003	ENGROSSO CENTRAL	156	54	12	2	MDP
1	4	510230004	ENGROSSO FRONTAL	1760	54	12	1	MDP
1	5	510230005	ENGROSSO TRASEIRO	1507	54	12	1	MDP
1	6	510230006	TAMPO INFERIOR	1795	298	15	1	MDP
1	7	510230007	BASE	1761	296	15	1	MDP
1	8	510230008	LATERAL ESQUERDA	297	231	15	1	MDP
1	9	510230009	LATERAL DIREITA	297	231	15	1	MDP
1	10	510230010	DIVISAO	294	215	15	2	MDP
1	11	510230011	PAINEL NICH0	1799	526	15	1	MDP
1	12	510230012	TRAVESSA FIXAÇÃO NICH0	678	70	15	2	MDP
1	13	510230013	TRAVESSA LATERAL NICH0	508	90	15	2	MDP
1	15	510230015	MOLDURA LATERAL DIREITA	1322	147	15	1	MDF
1	16	510230016	MOLDURA CENTRAL	1322	147	15	10	MDF
1	17	510230017	MOLDURA CENTRAL GUIA CABO	1322	110	15	1	MDF
1	18	510230018	MOLDURA LATERAL ESQUERDA	1322	126	15	1	MDF
1	19	510230019	TRAVESSA FIXAÇÃO PAINEL	1665	70	15	1	MDP
1	20	510230020	TRAVESSA CENTRAL PAINEL	1665	70	15	1	MDP
1	21	510230021	TRAVESSA INFERIOR PAINEL	830	70	15	2	MDP
1	22	510230022	PRATELEIRA SUPERIOR	1789	172	37	1	MDP
1	23	510230023	TRAVESSA LATERAL PAINEL	1325	54	15	2	MDP
1	24	510230024	TRAVESSA FIXAÇÃO PAREDE NICH0	678	70	15	2	MDP
1	25	510230025	TRAVESSA FIXAÇÃO PAREDE PAINEL	1615	70	15	1	MDP
1	26	510230026	PORTA	573	211	15	2	MDP
1	27	510230027	PRATELEIRA NICH0	576	293	15	1	MDP

ARTÍCULO	DESCRIPCIÓN
1	BASE SUPERIOR
2	APOYO LATERAL
3	APOYO CENTRAL
4	APOYO DELANTERO
5	APOYO DEL FONDO
6	BASE INFERIOR
7	BASE
8	LATERAL IZQUIERDA
9	LATERAL DERECHA
10	DIVISIÓN
11	PANEL DEL NICH0
12	DIVISIÓN FIJACIÓN DEL NICH0
13	DIVISIÓN DEL NICH0
15	MARCO DERECHA
16	MARCO CENTRAL
17	MARCO CENTRAL DE GUÍA DE CABLES
18	MARCO IZQUIERDA
19	DIVISIÓN PAINEL
20	DIVISIÓN CENTRAL
21	DIVISIÓN PAINEL INFERIOR
22	ESTANTE SUPERIOR
23	DIVISIÓN LATERAL PAINEL
24	DIVISIÓN PARED DEL NICH0
25	DIVISIÓN PARED PAINEL
26	PUERTA
27	ESTANTE NICH0

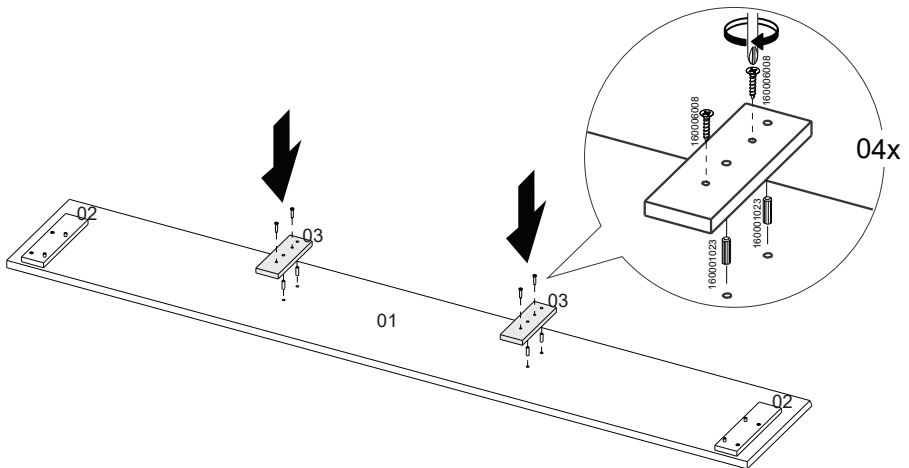
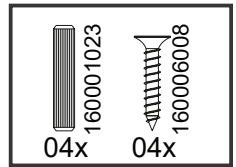
ITEM	DESCRIPTION
1	UPPER BASE
2	SIDE SUPPORT
3	CENTRAL SUPPORT
4	FRONTAL SUPPORT
5	BACK SUPPORT
6	BACK SUPPORT
7	BASE
8	LEFT SIDE
9	RIGHT SIDE
10	DIVISION
11	NICHE PANEL
12	NICHE SIDE FIXING
13	NICHE SIDE
15	FRAME RIGHT
16	CENTER FRAME
17	CABLE GUIDE CENTRAL FRAME
18	FRAME LEFT
19	PANEL DIVISION
20	PANEL CENTRAL DIVISION
21	PANEL LOWER DIVISION
22	UPPER BASE
23	PANEL SIDE DIVISION
24	NICHE WALL DIVISION
25	PANEL WALL DIVISION
26	DOOR
27	NICHE SHELF

CÓDIGO Codigo Code	DESCRIÇÃO Descripción Description	QUANTIDADE La Cantidad The Amount
510230028	KIT ACESSORIO PAINEL HOME AUTHENTIQUE KIT ACCESORIO PANEL AUTHENTIQUE AUTHENTIQUE PANEL ACCESSORY KIT	1
610230003	KIT MONTAGEM PAINEL HOME AUTHENTIQUE KIT DE ARMADO PANEL AUTHENTIQUE AUTHENTIQUE PANEL ASSEMBLY KIT	1
160001001	COLA PARA MONTAGEM PEGAMENTO GLUE	1
160001003	CAVILHAS 8X20MM TARUGO 8x20 MM DOWEL 8x20 MM	11
160001005	CAVILHAS 8X55MM TARUGO 8x55 MM DOWEL 8x55 MM	6
160001023	CAVILHA 6X30MM TARUGO 6x30 MM DOWEL 6x30 MM	24
160001009	ARRUELA 3/16 15MM ARANDELA 3/16 15 MM WASHER 3/16 15 MM	13
160001024	PINO GIROFIX PERNO MINIFIX CAM SCREW	16
160001025	CASTANHA DO MINI-GIROFIX TUERCA MINIFIX CAM SCREW LOCK	16
160002002	TAMPA ADESIVA 18MM TAPA ADHESIVA COVER ADHESIVE	14
160002003	SUPORTE PRATELEIR NYLON SOPORTE PARA ESTANTE NYLON SHELF SUPPORT	4
160002005	GUIA CABO PASSA FIO TAPA PASACABLES CABLE HIDDEN COVER	1
160002006	BUCHA 8MM TACOS 8MM ANCHOR 8MM	13
160002012	GIZ DE CORRECAO TIZA DE CORRECCION CRAYON REPAIR	2
160002014	DISTANCIADOR DE PAINEL DISTANCIADOR DE PANEL PANEL SPACER	3
160002016	SUPORTE FIM DE CURSO 10X15 MM SOPORTE FINAL DE CURSO END OF COURSE SUPPORT	2
160006003	PARAFUSO 3,5X14 CABECA FLANGEADA TORNILLO 3,5x14 SCREW 3,5x14	2
160006006	PARAFUSO 3,5X40 CABECA CHATA TORNILLO CABEZA PLANA 3,5x40 FLAT HEAD SCREW 3,5x40	30
160006008	PARAFUSO 4,5X25 CABECA CHATA TORNILLO CABEZA PLANA 4,5x25 FLAT HEAD SCREW 4,5x25	116
160006010	PARAFUSO 4,5X50 CABECA CHATA TORNILLO CABEZA PLANA 4,5x50 FLAT HEAD SCREW 4,5x50	9
160006015	PARAFUSO 6,0X75 CABECA CHATA TORNILLO CABEZA PLANA 6,0x75 FLAT HEAD SCREW 6,0x75	13
160006016	PARAFUSO 3,5X12 CABECA FLANGEADA TORNILLO CABEZA BRIDA 3,5x12 FLANGE HEAD SCREW 3,5x12	14
160006020	PINO UNIAO M4 12MM PERNO UNIÓN M4 12MM PINO-UNION M4 12MM	10
160006022	PARAFUSO M4 12MM TORNILLO M4 12MM SCREW M4 12MM	10
160003012	DOBRADIÇA 35 MM BISAGRA 35 MM HINGE 35 MM	4
160003007	PISTÃO A GÁS 80N PISTÓN DE GAS 80N 80N GAS PISTON FURNITURE	2
160005055	PUXADOR EM COURO TIRADOR EN CUERO / LEATHER HANDLE	2
160005056	BOTÃO DE ACABAMENTO PARA PUXADOR COURO BOTÓN DE ACABADO TIRADOR EN CUERO FINISH BOTON LEATHER HANDLE	2

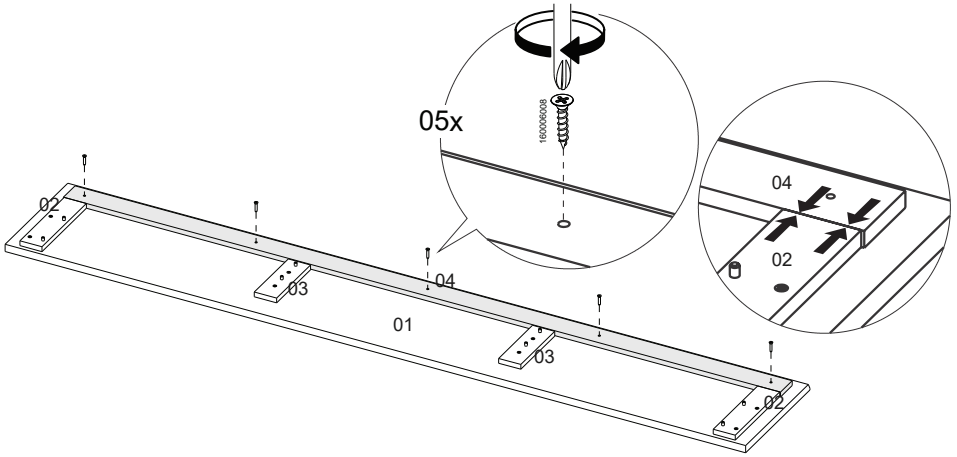
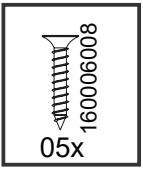
1



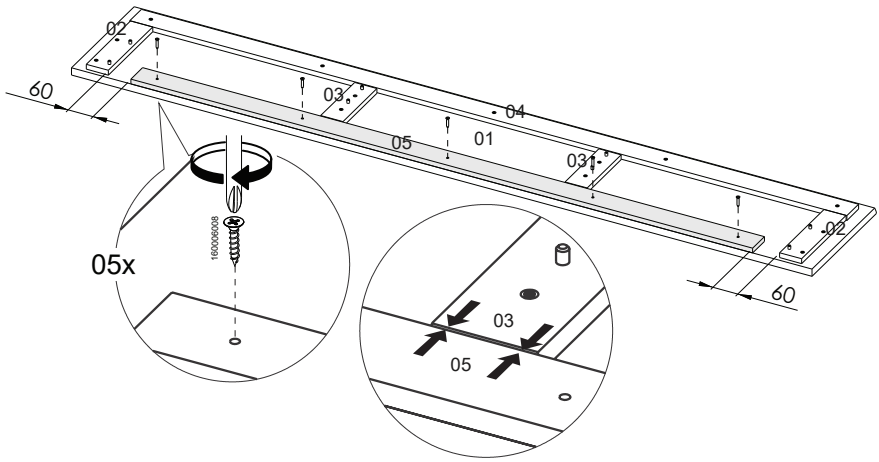
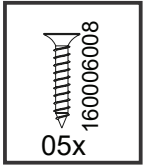
2



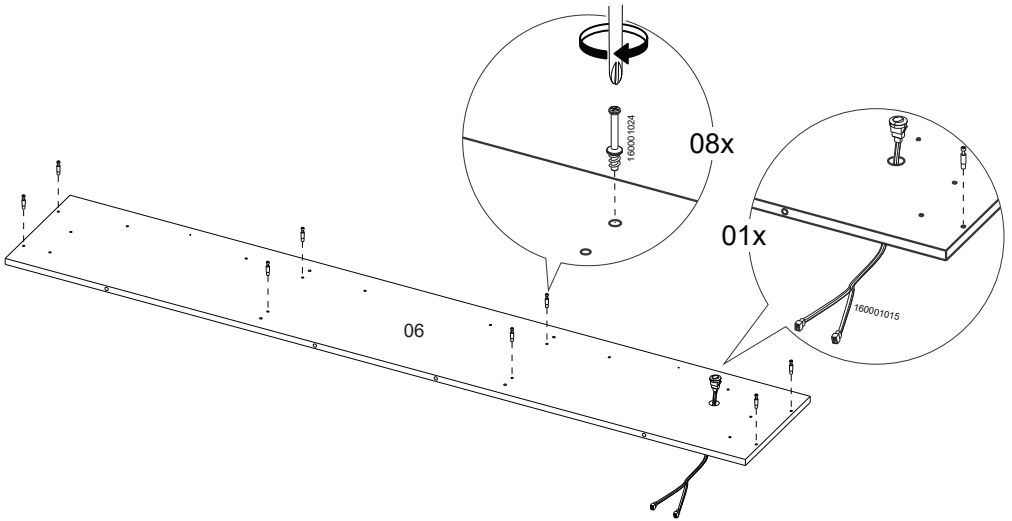
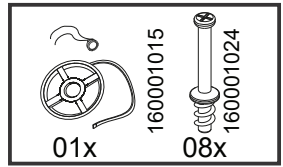
3



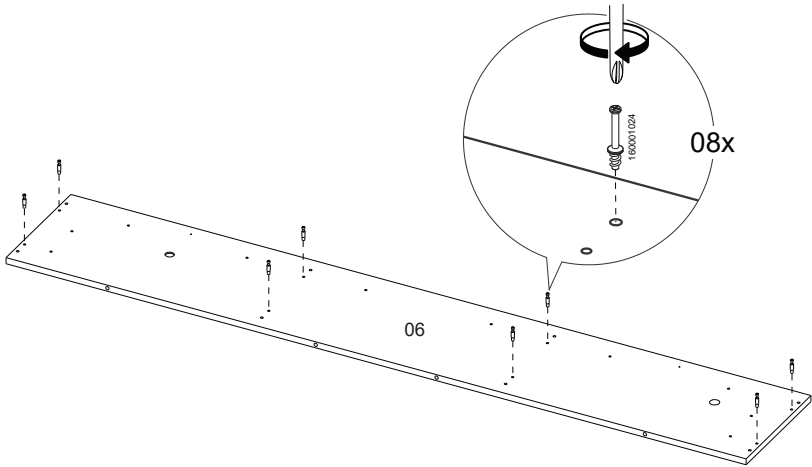
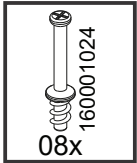
4



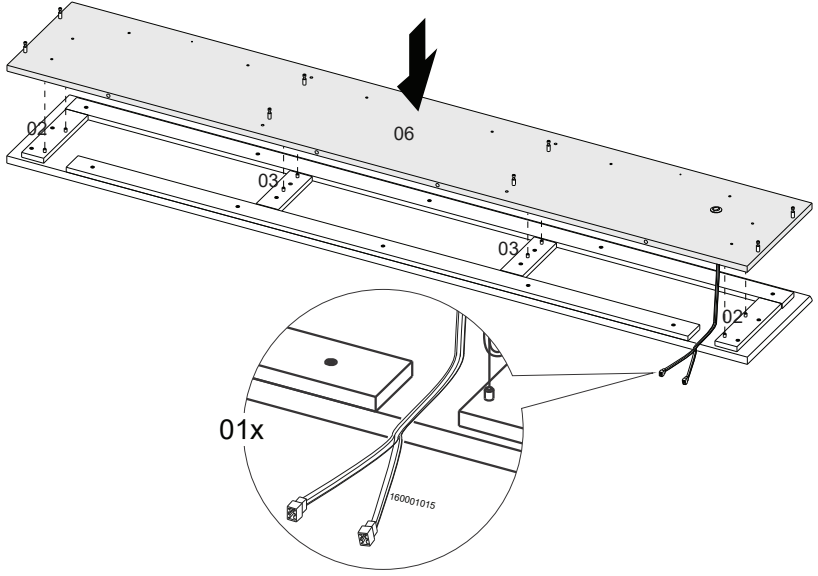
5



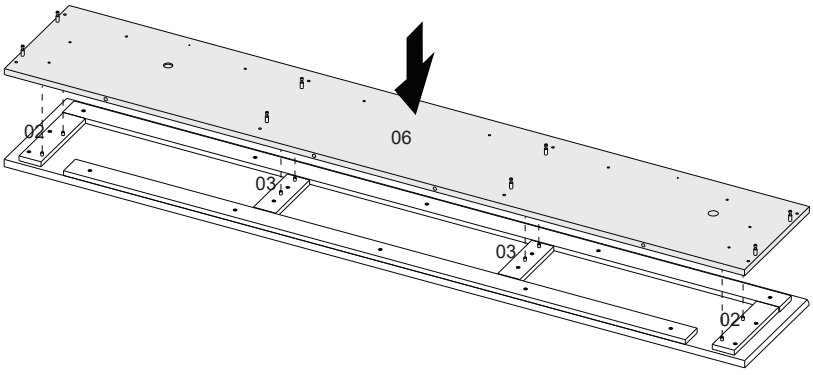
6



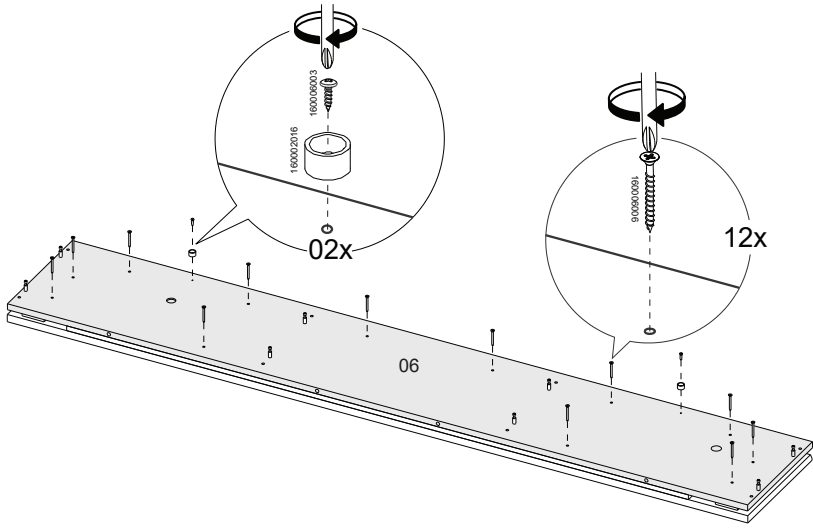
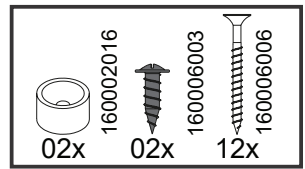
7



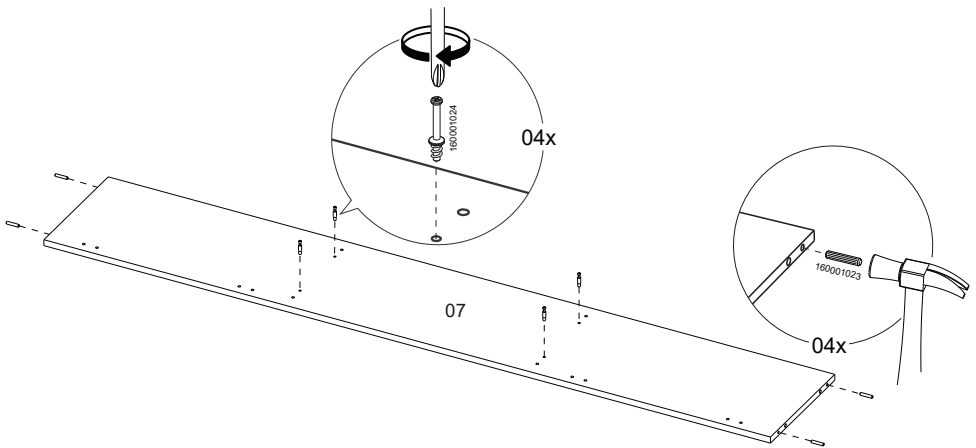
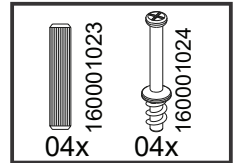
8



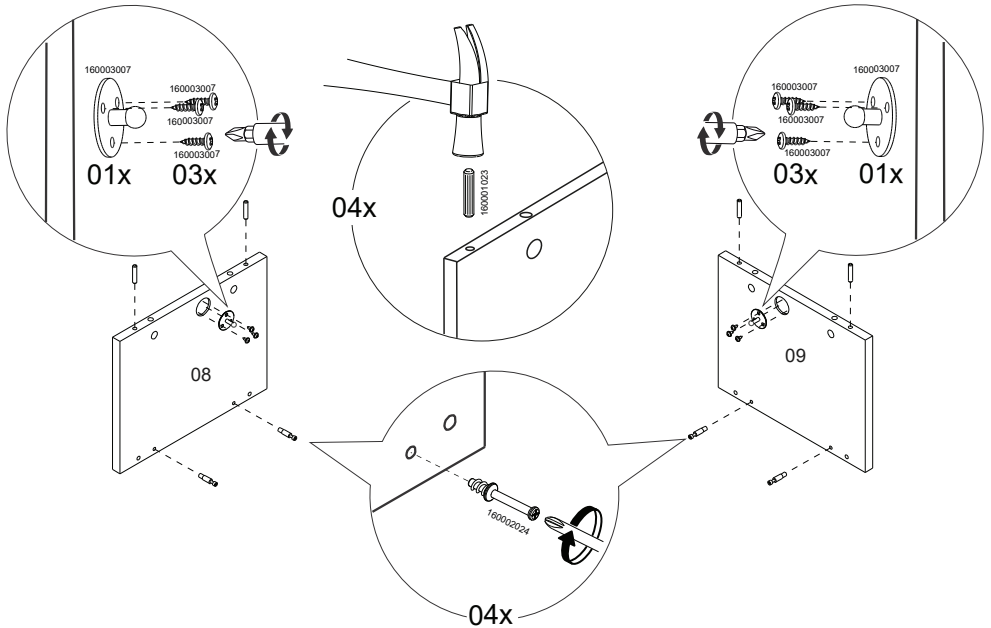
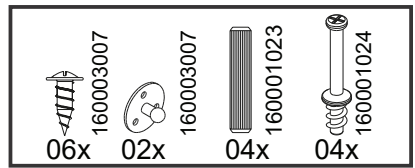
9



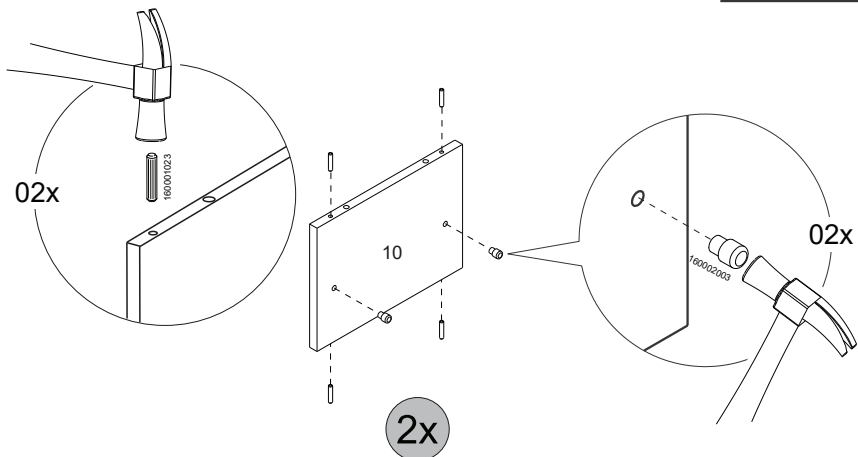
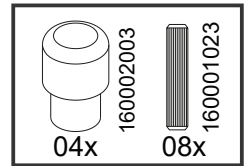
10



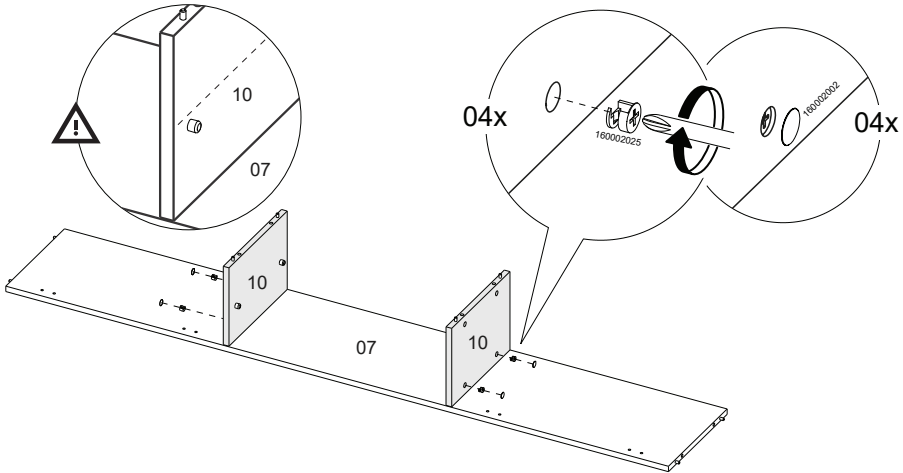
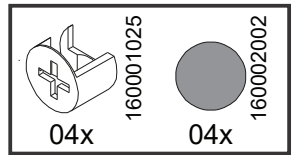
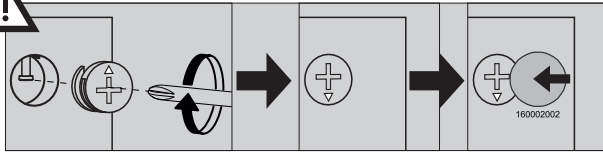
11



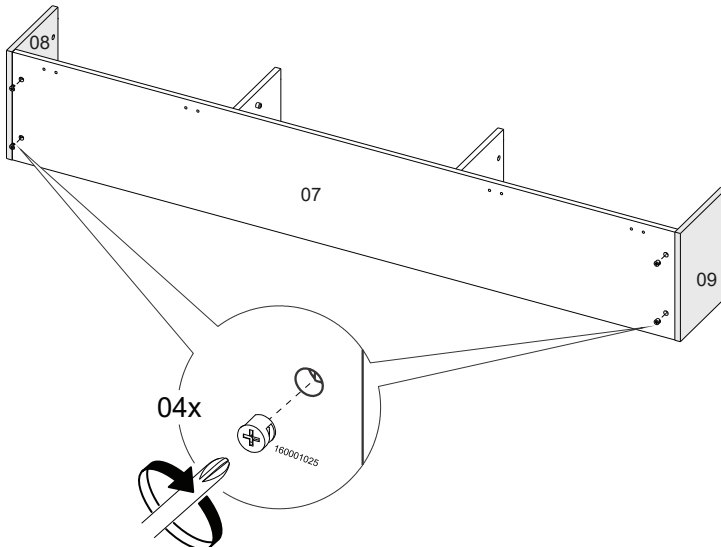
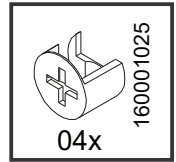
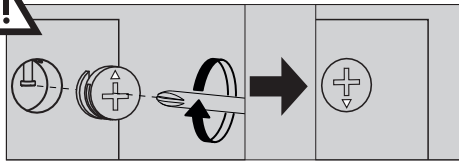
12



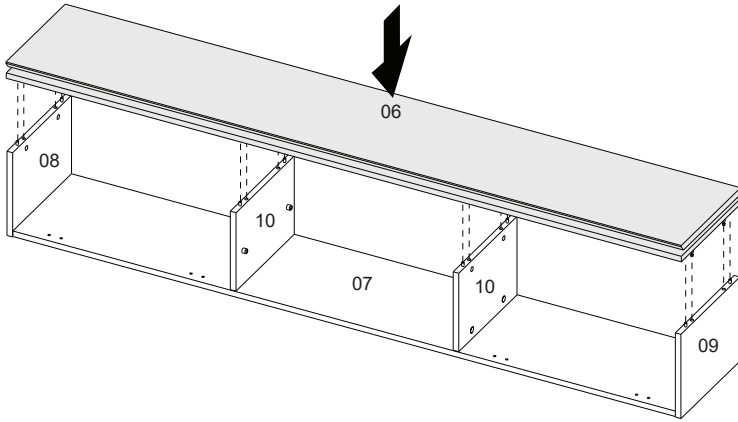
13



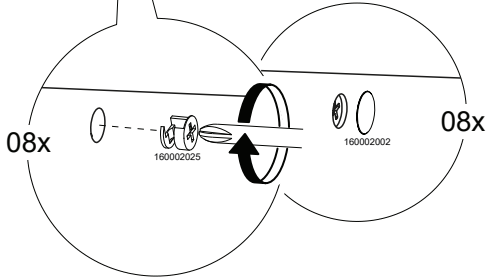
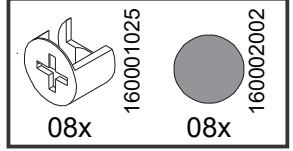
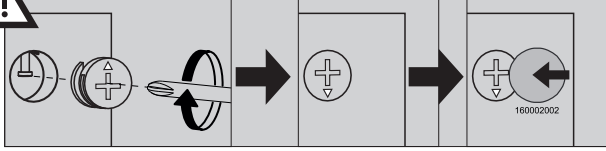
14



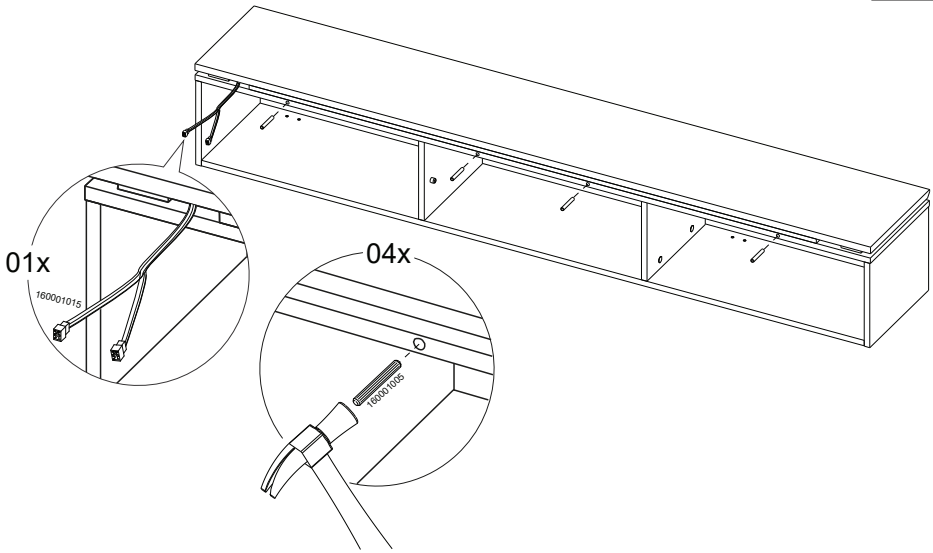
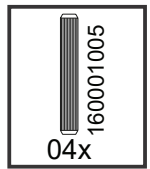
15



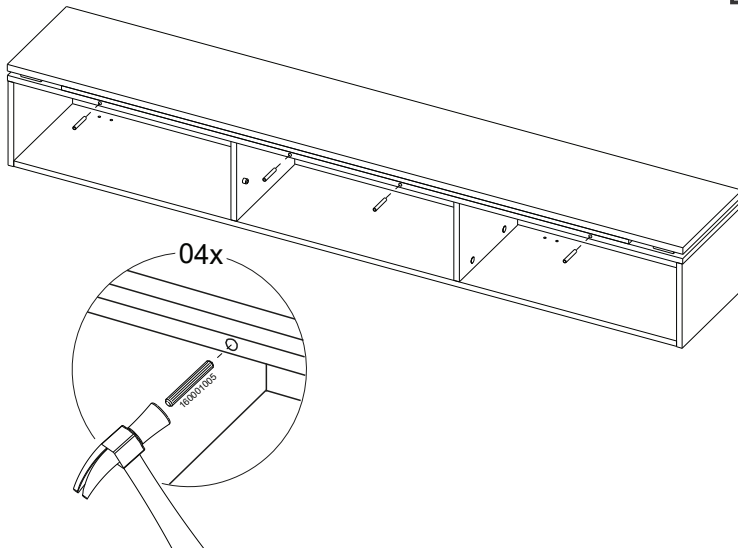
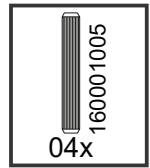
16



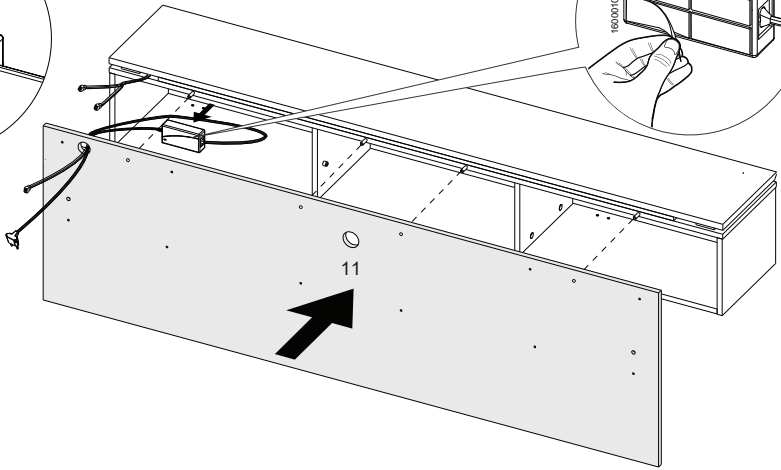
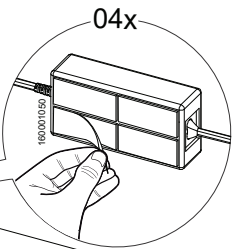
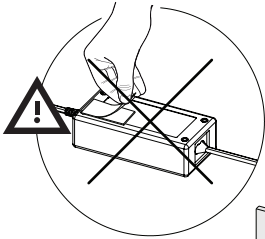
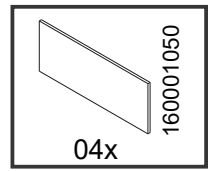
17



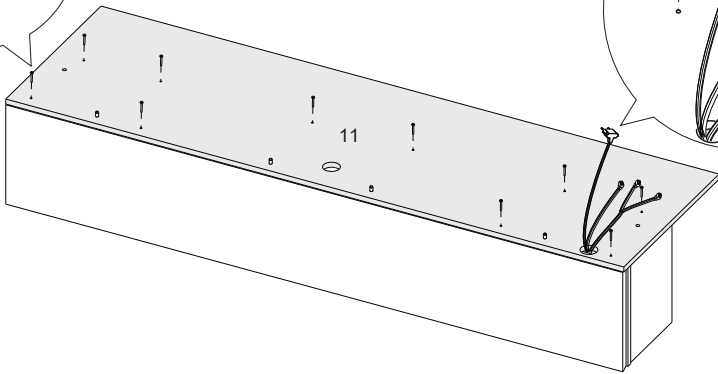
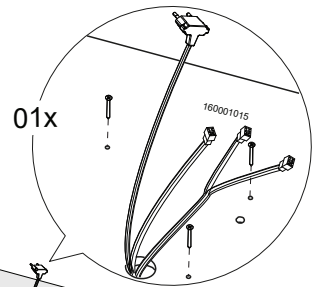
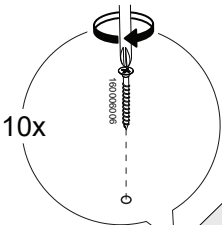
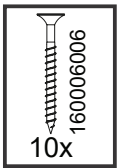
18



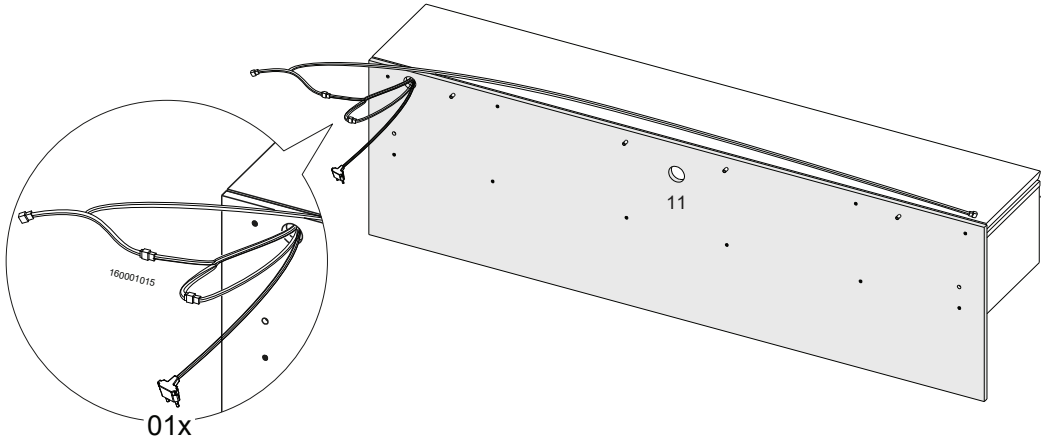
19



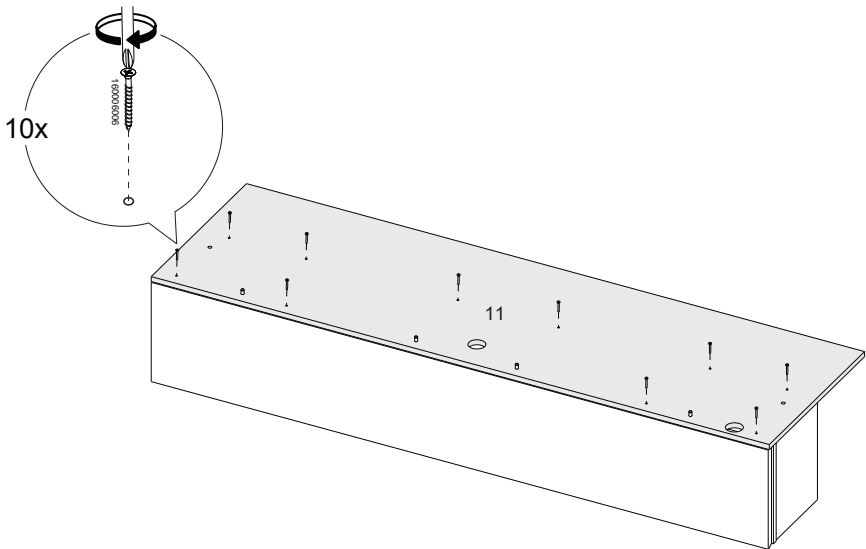
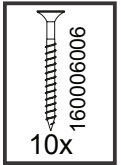
20



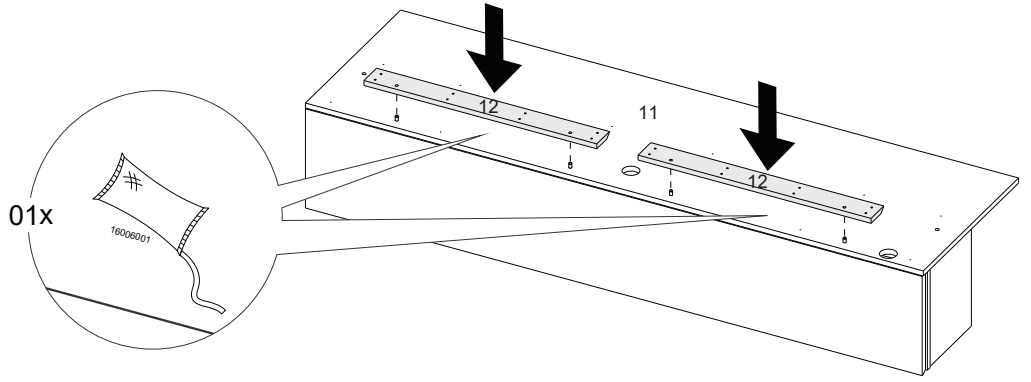
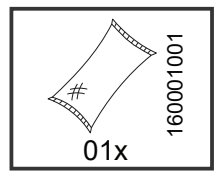
21



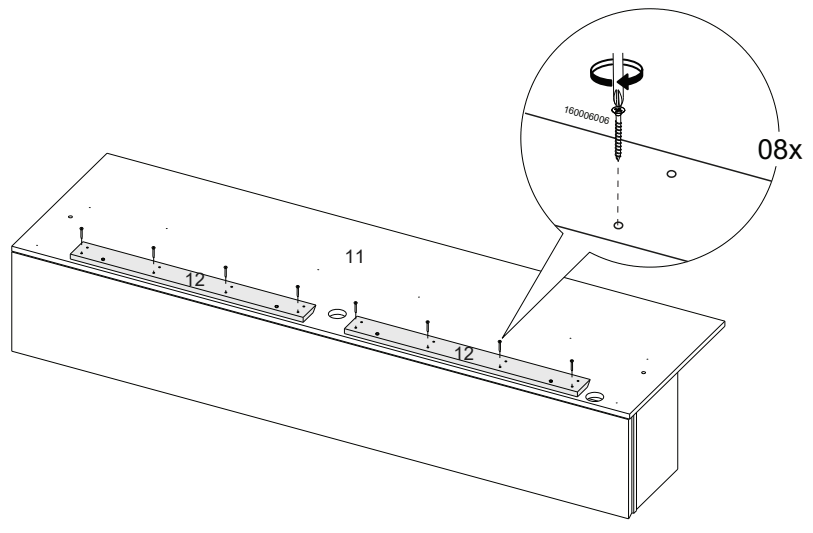
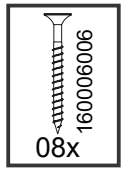
22

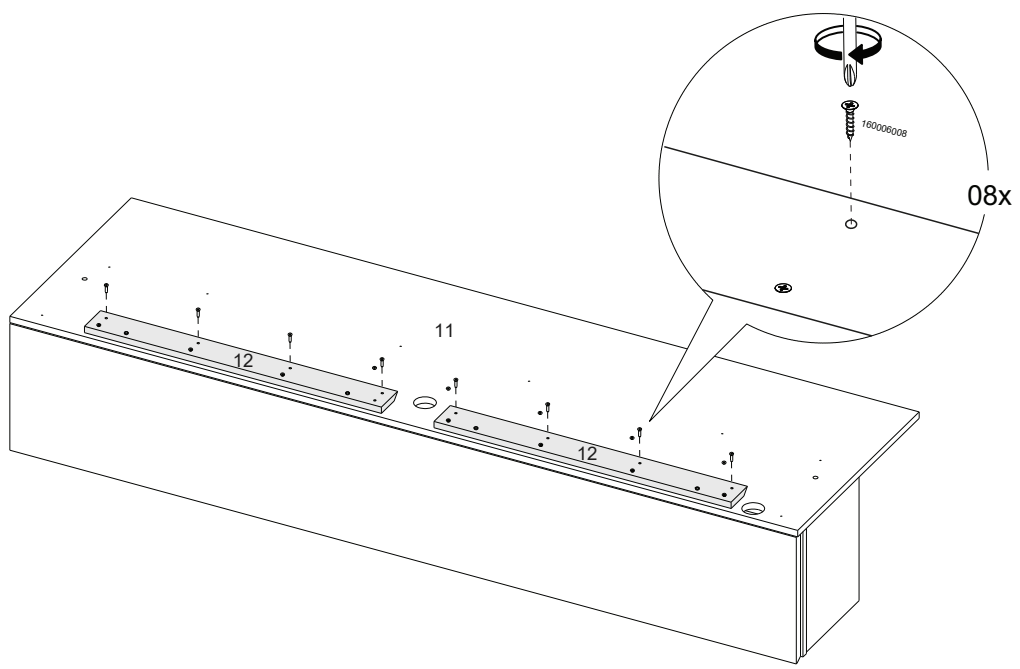
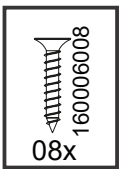


23

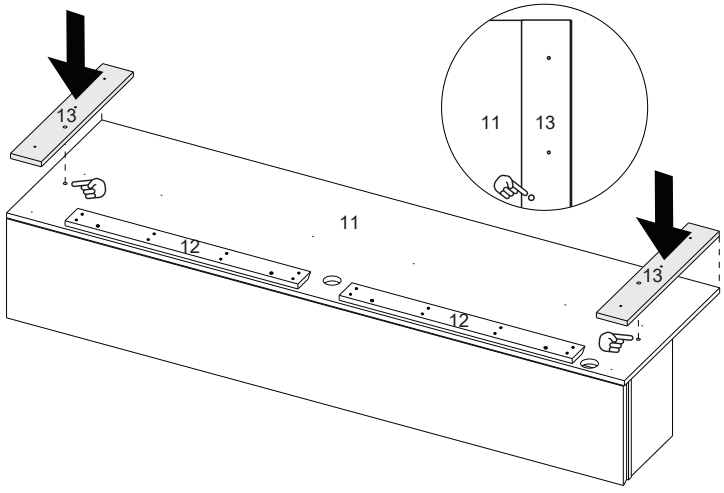


24

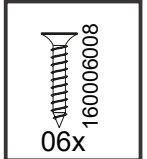
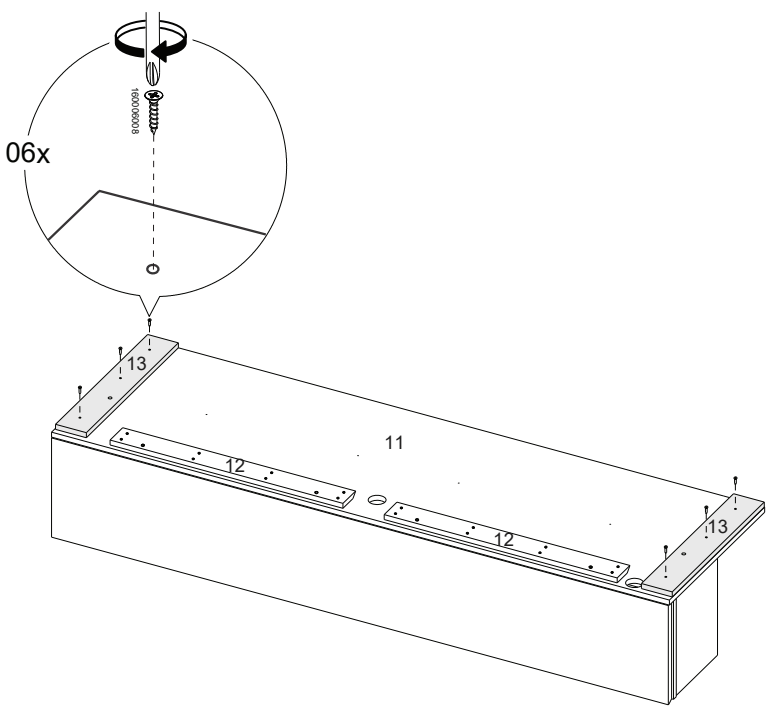




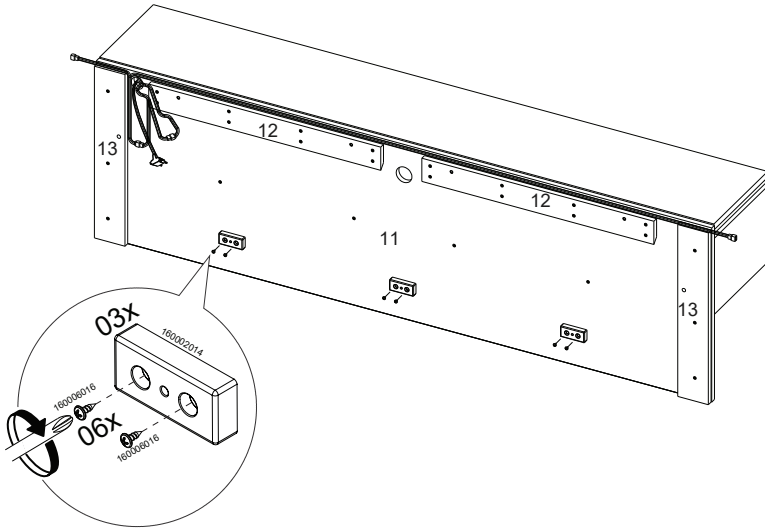
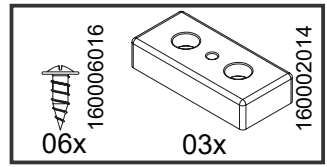
26



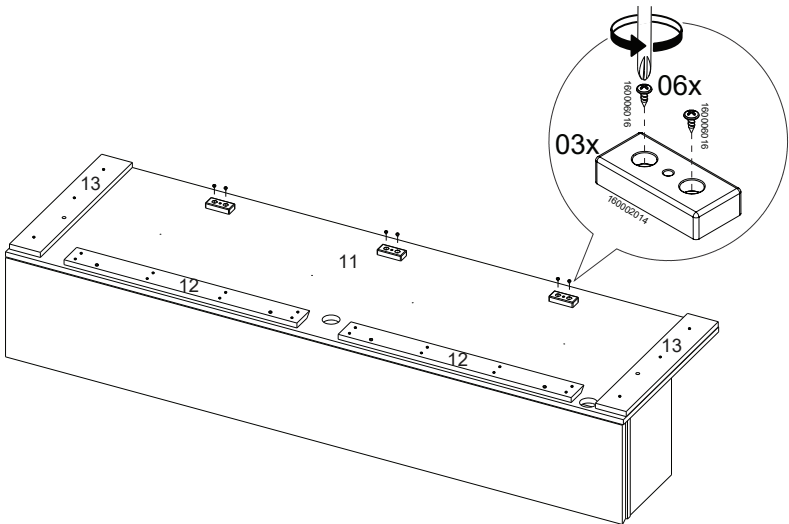
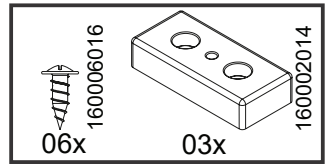
27



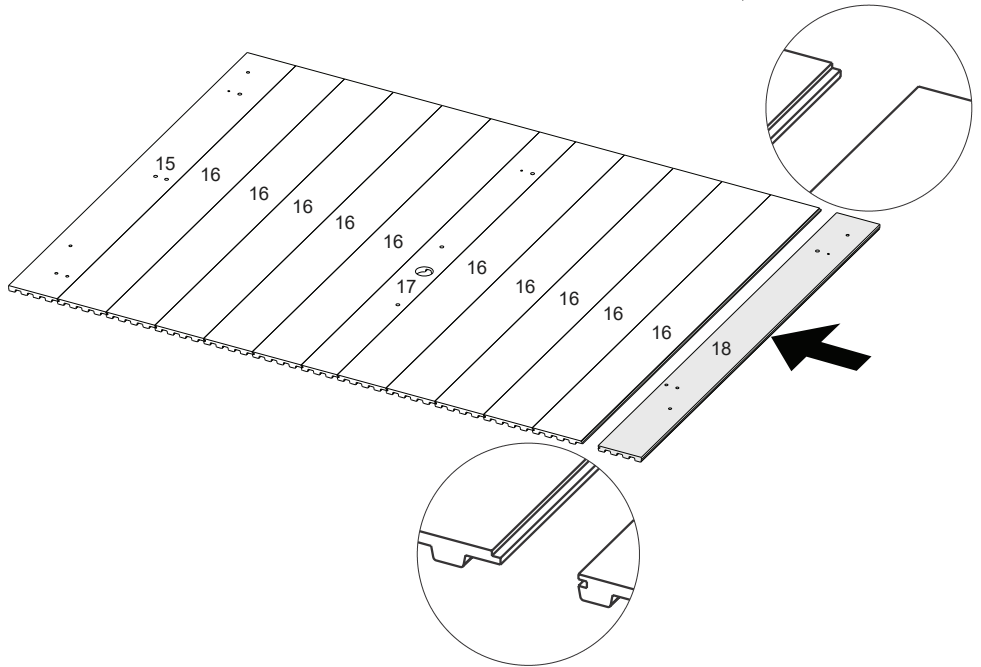
28



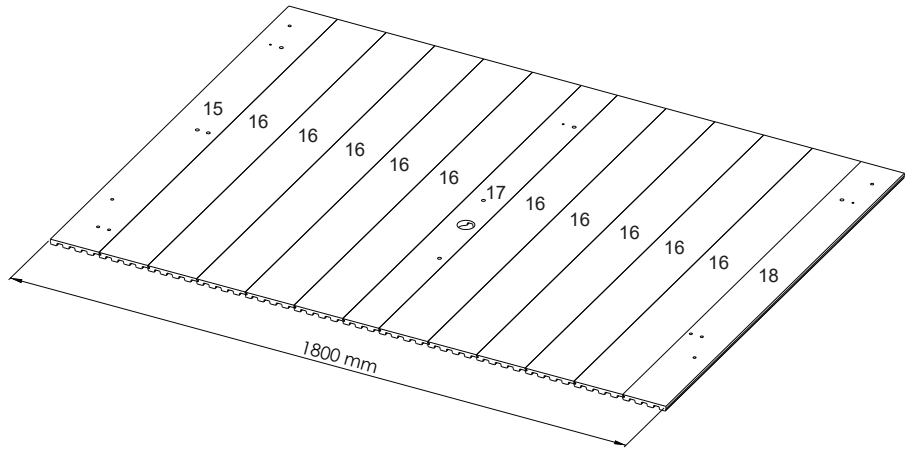
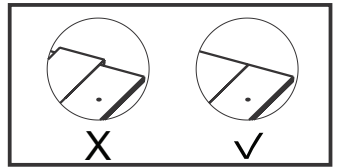
29



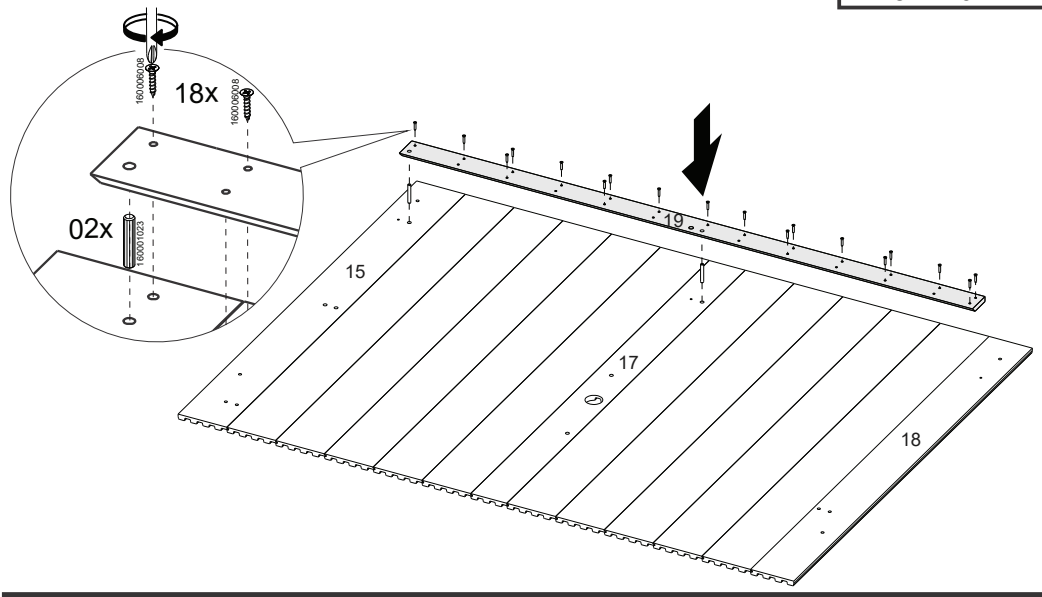
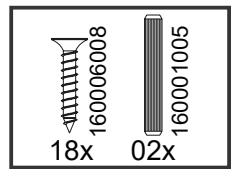
30



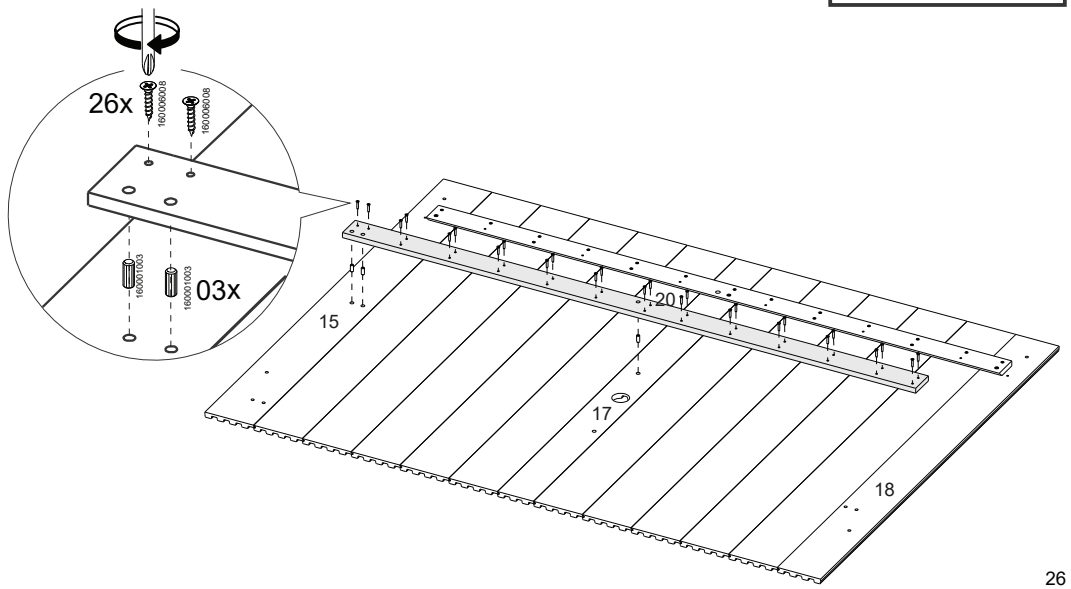
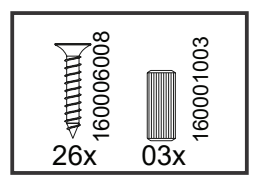
31



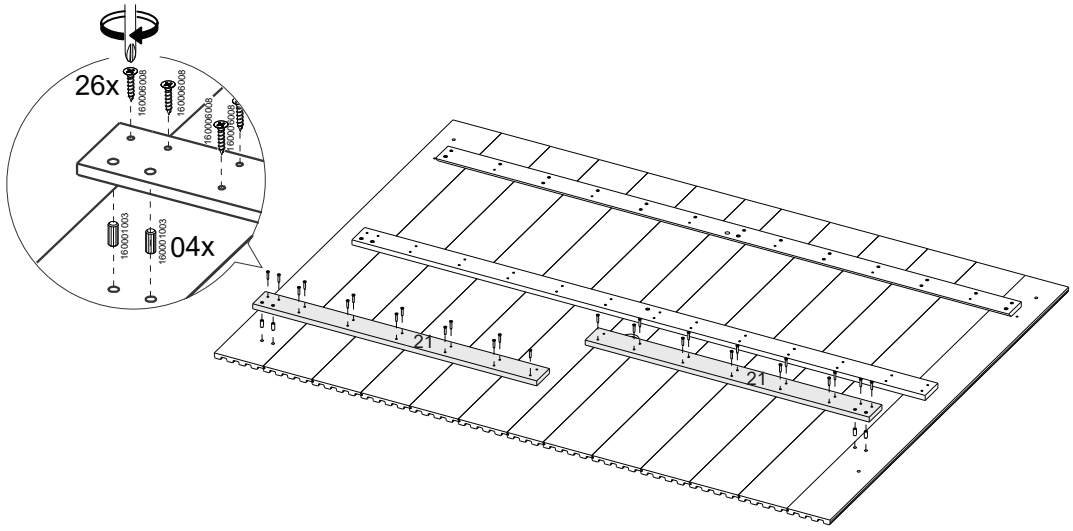
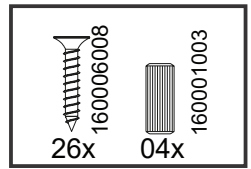
32



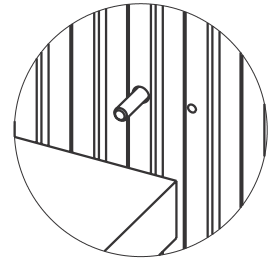
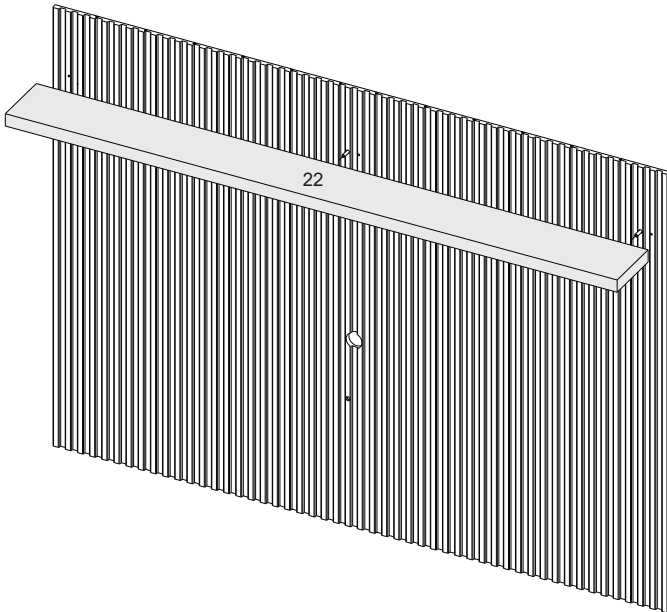
33



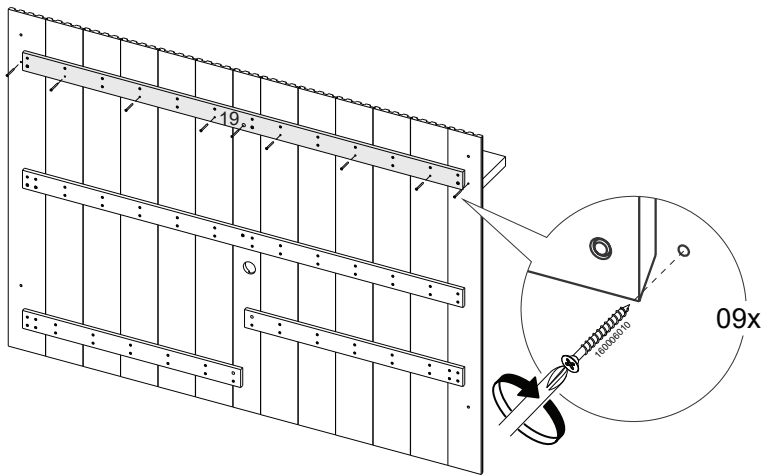
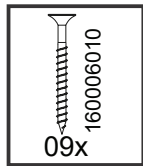
34



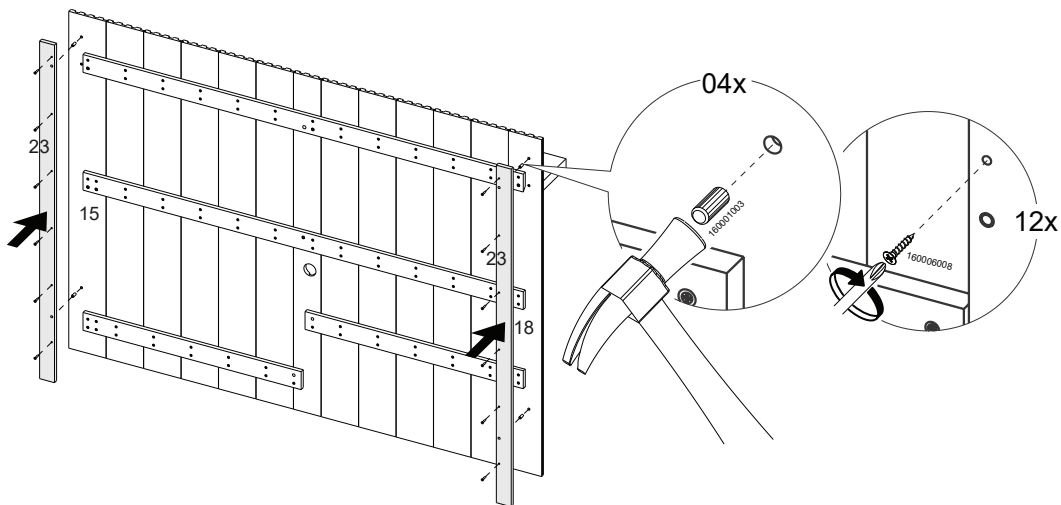
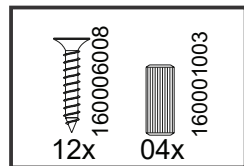
35

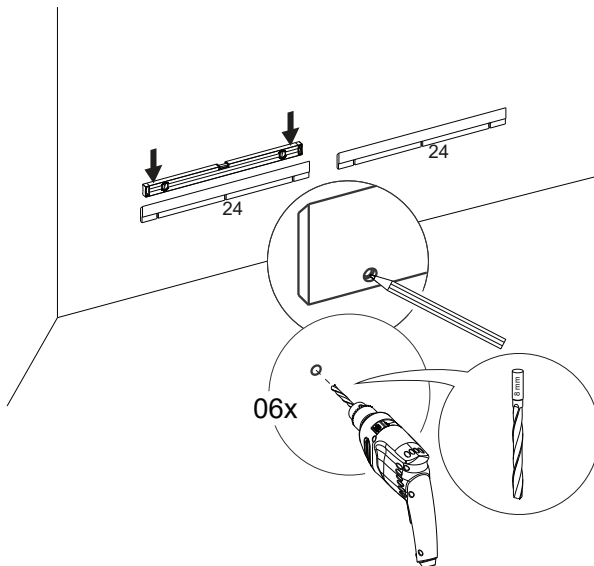
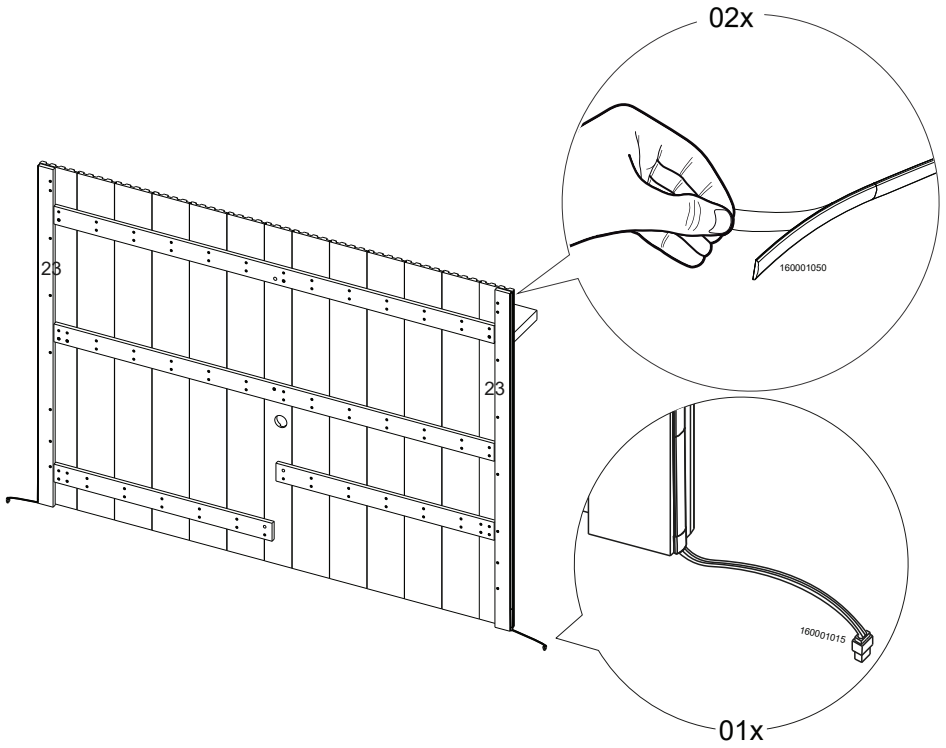


36

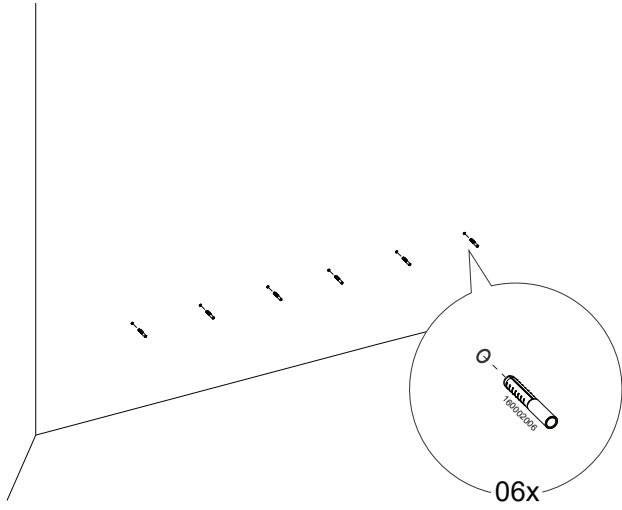
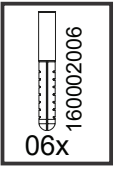


37

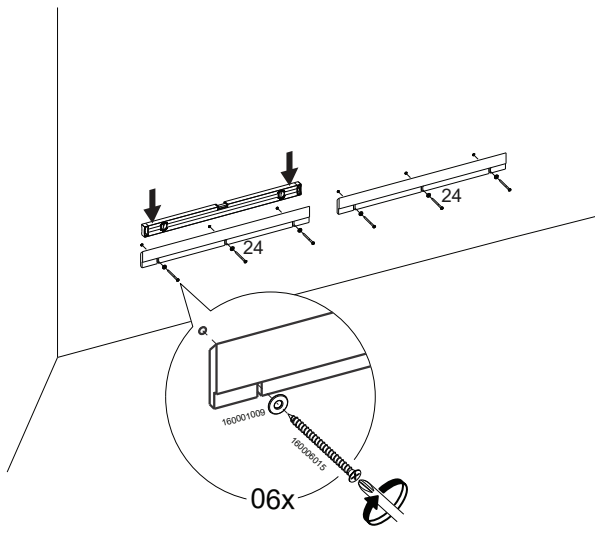
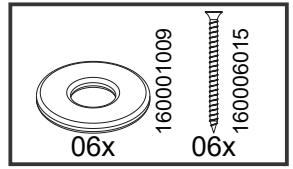




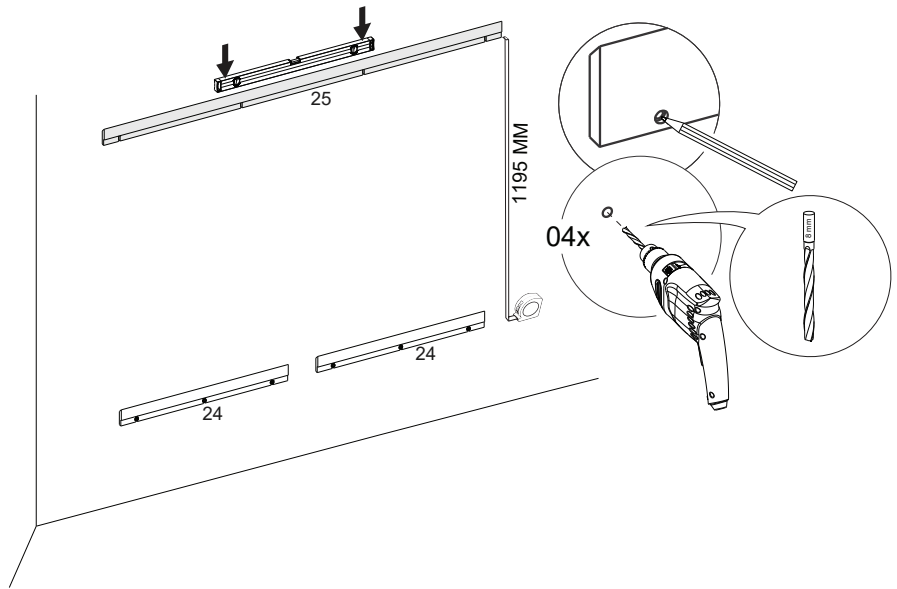
40



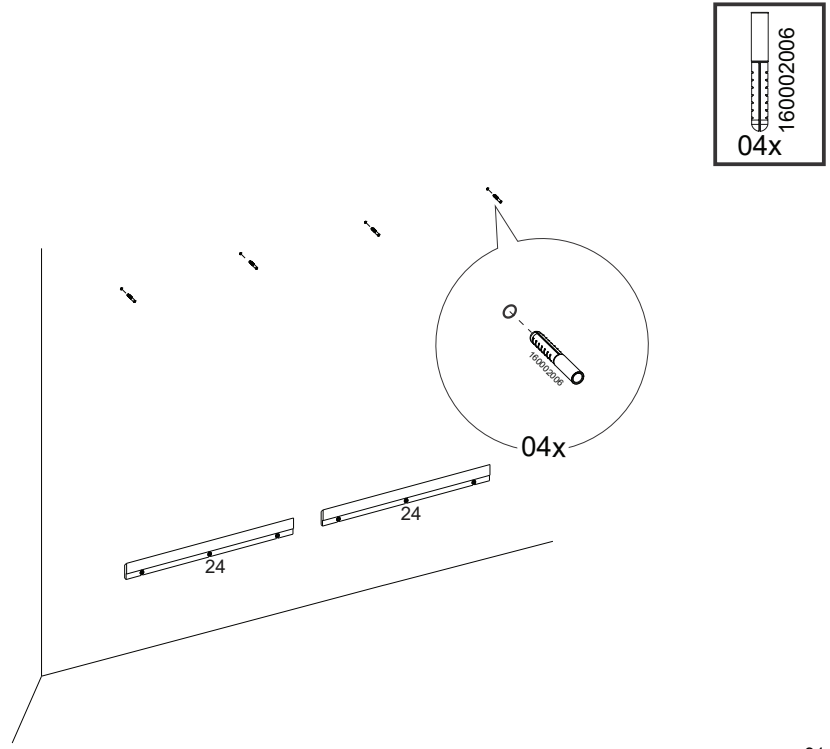
41



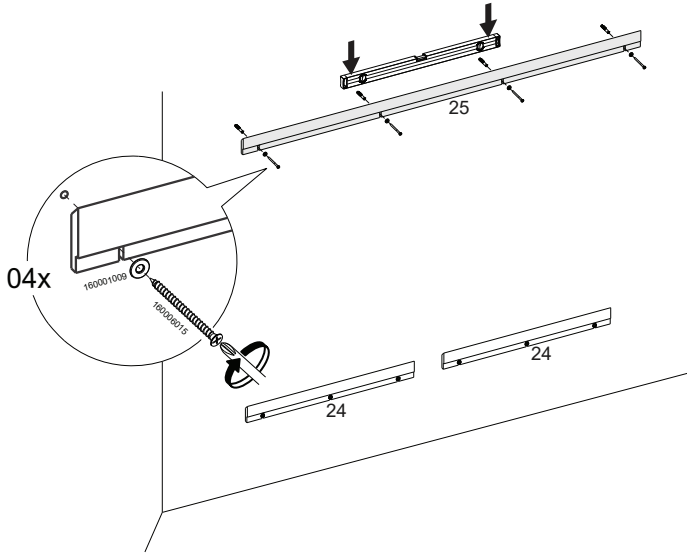
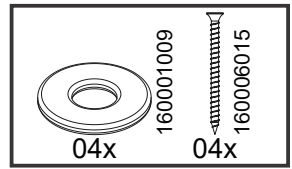
42



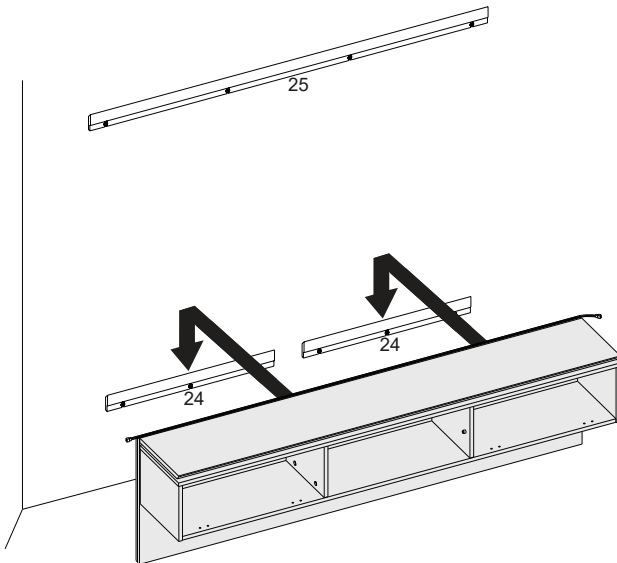
43



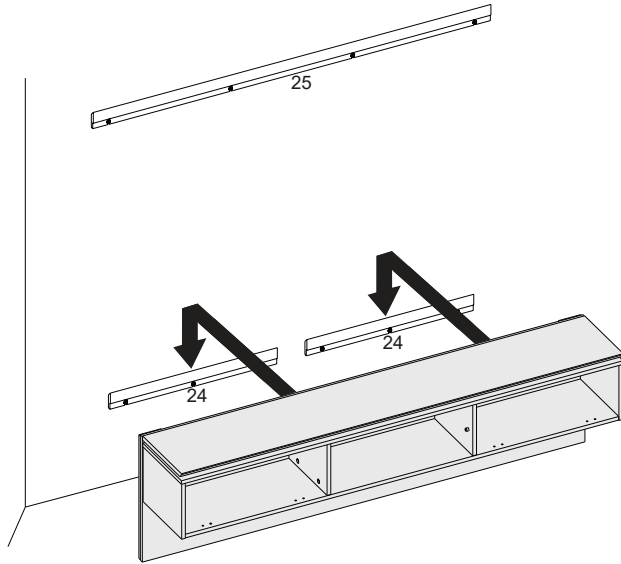
44



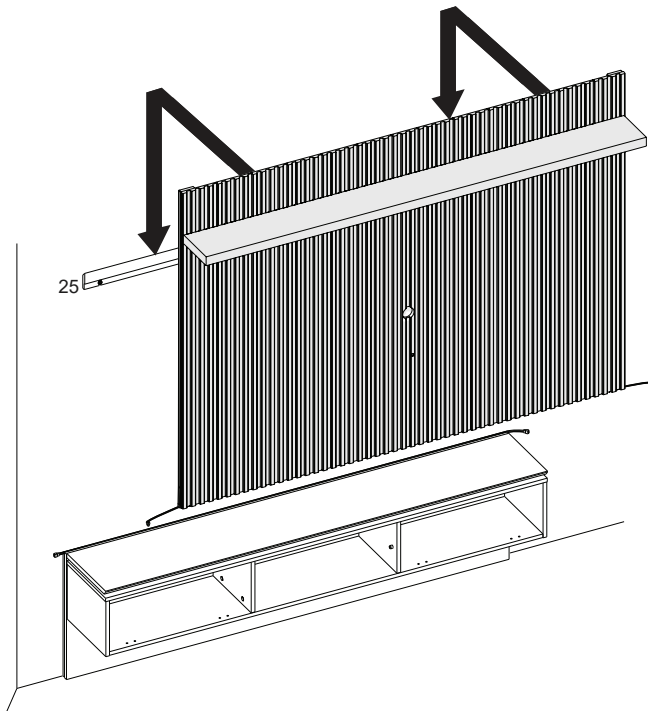
45



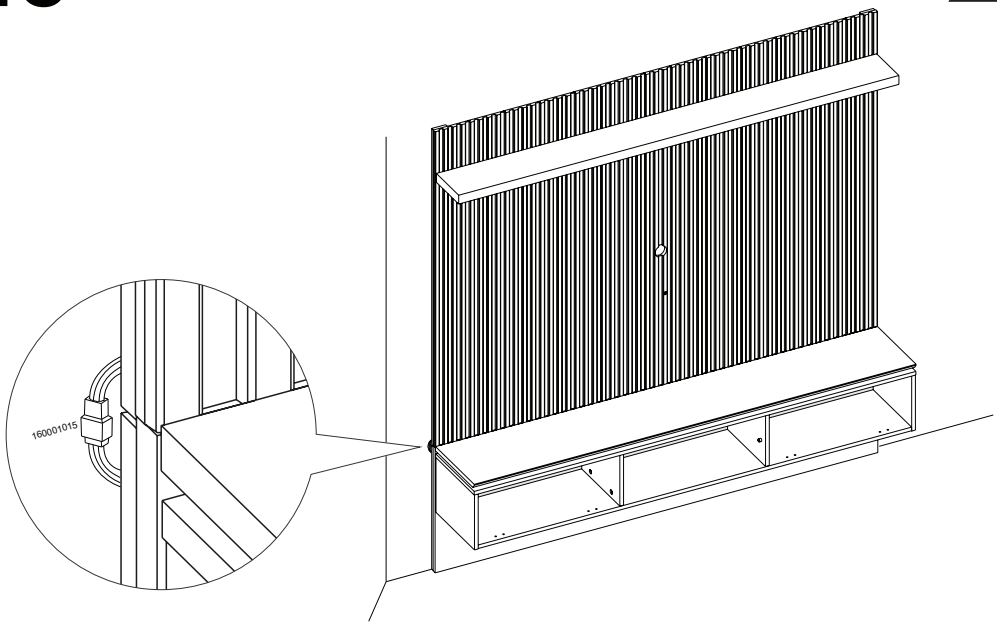
46



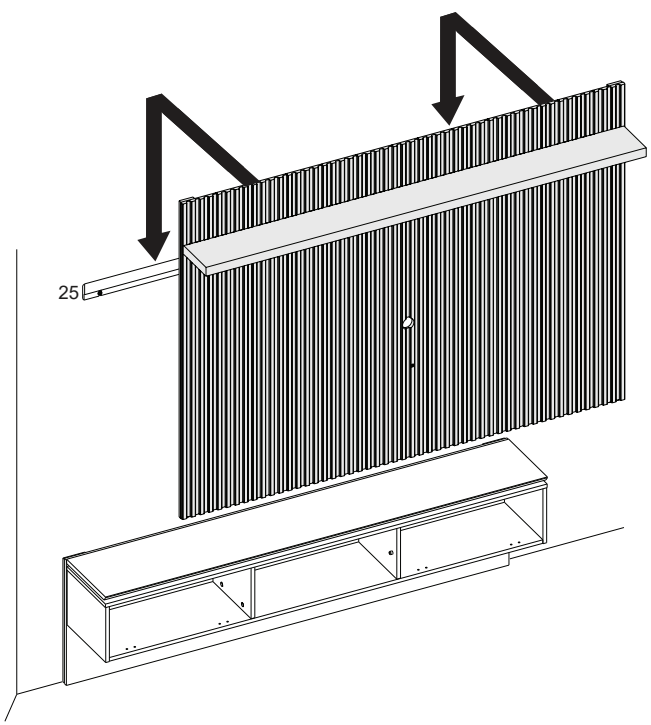
47



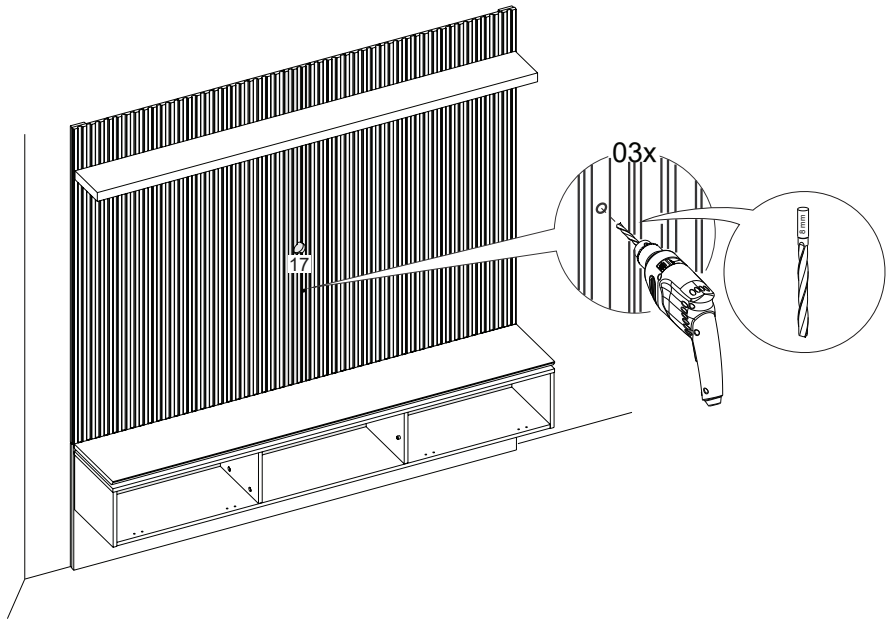
48



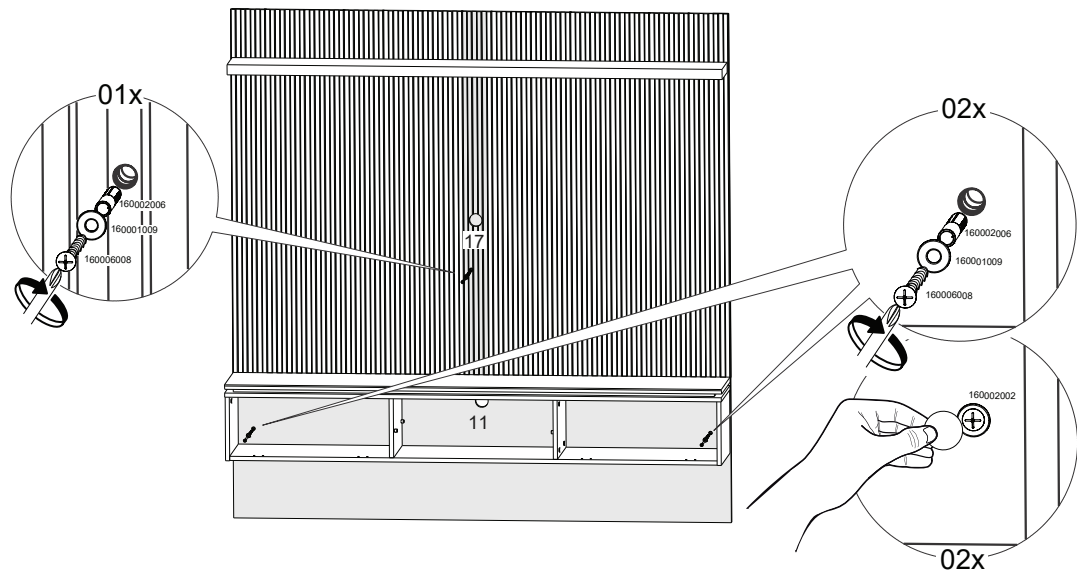
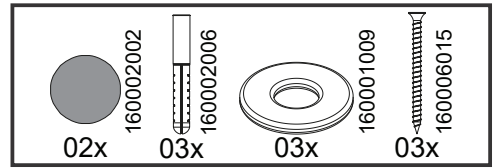
49

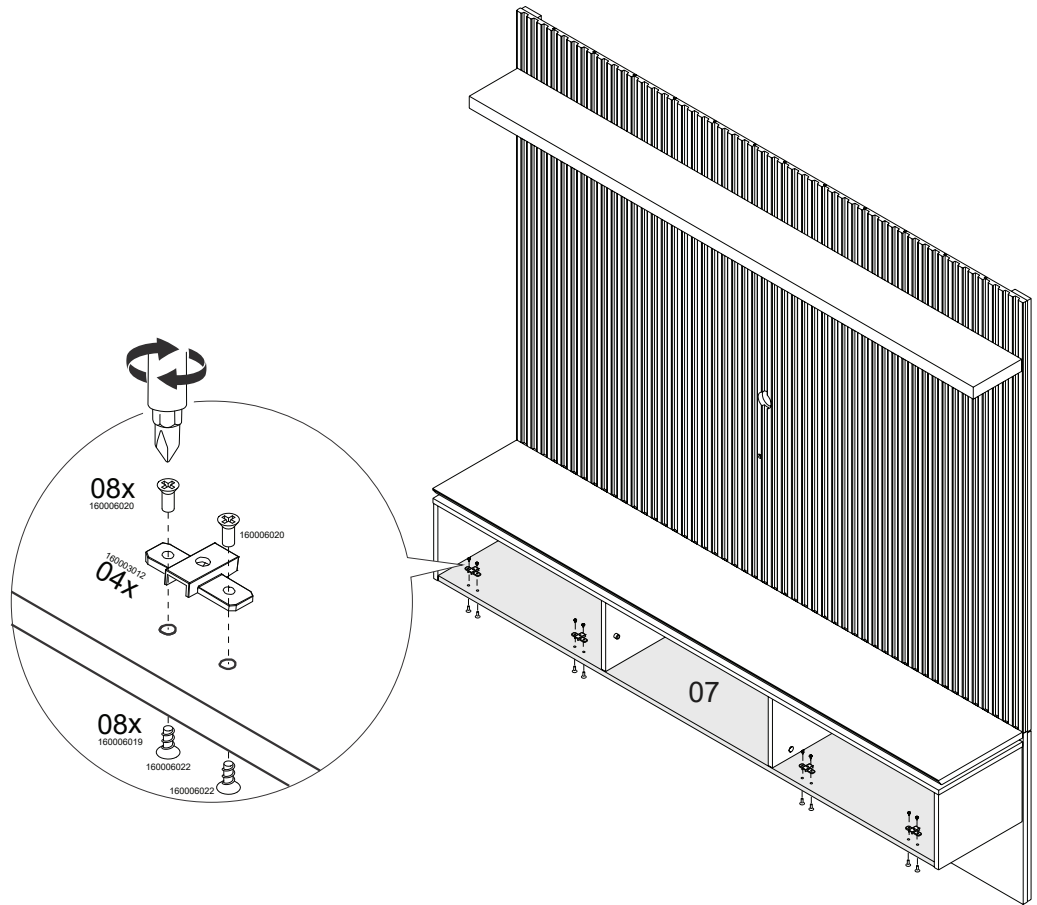
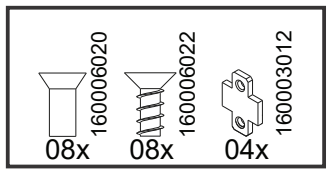


50

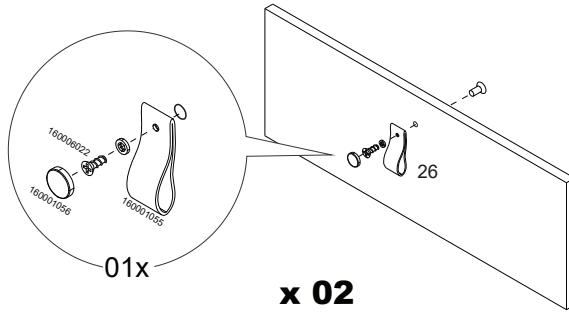
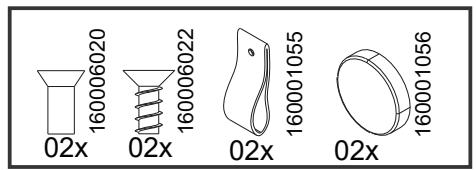


51

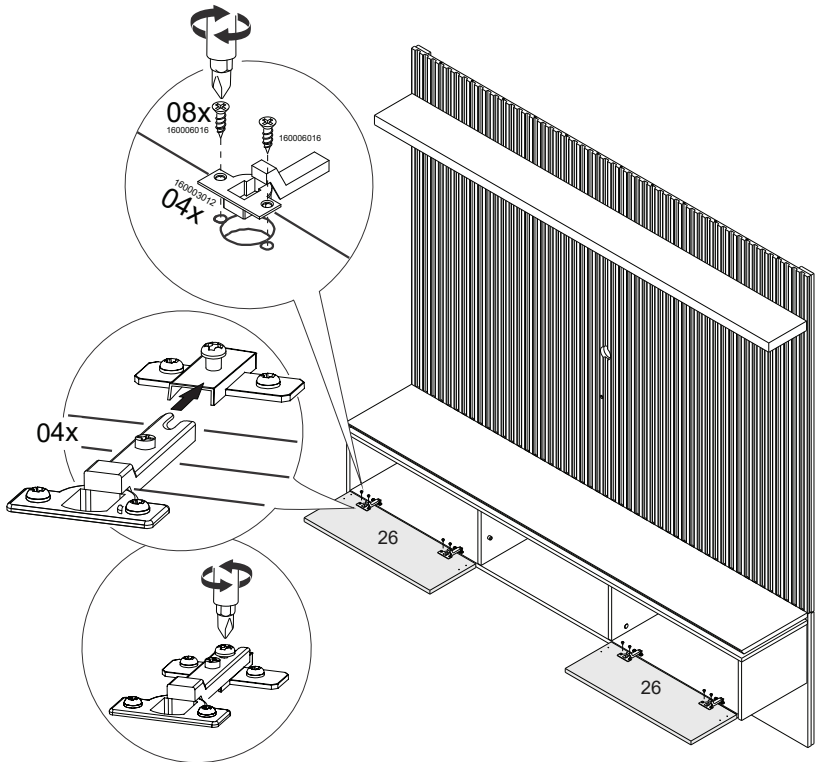
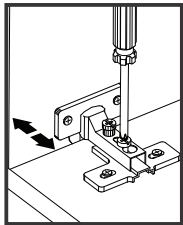
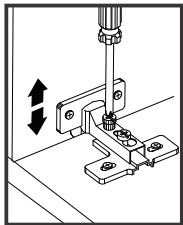
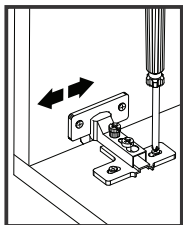
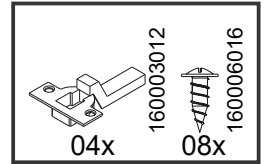




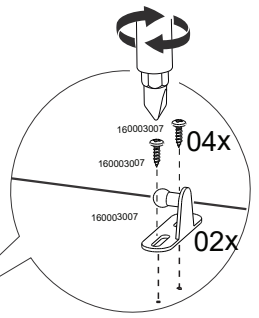
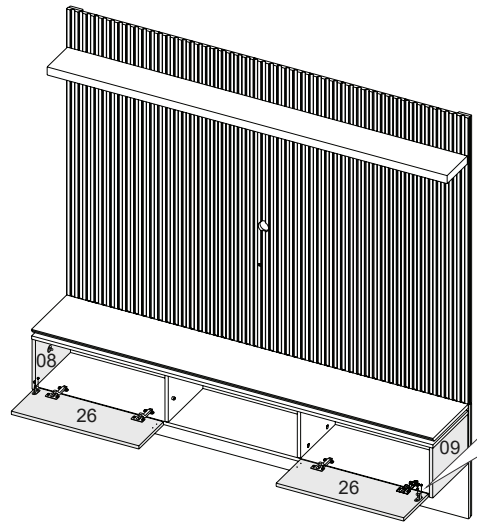
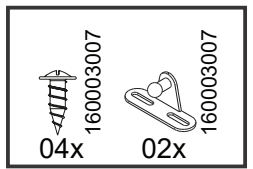
53



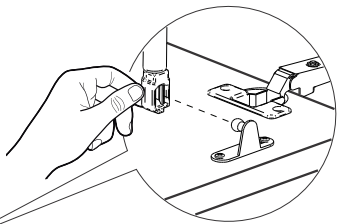
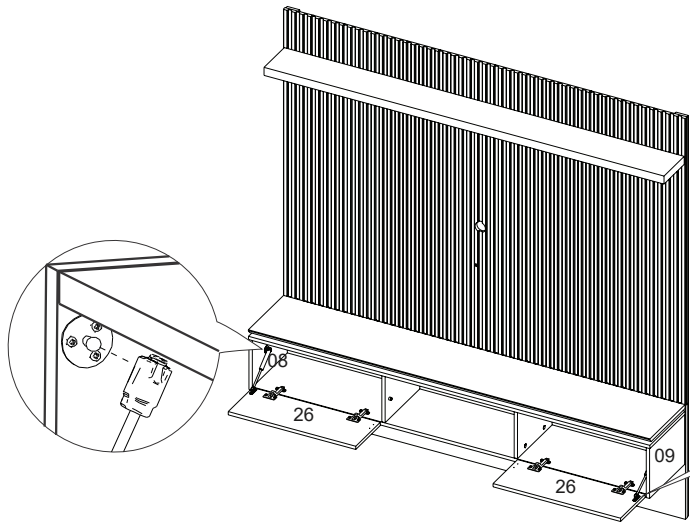
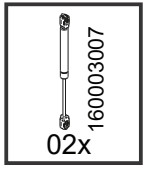
54



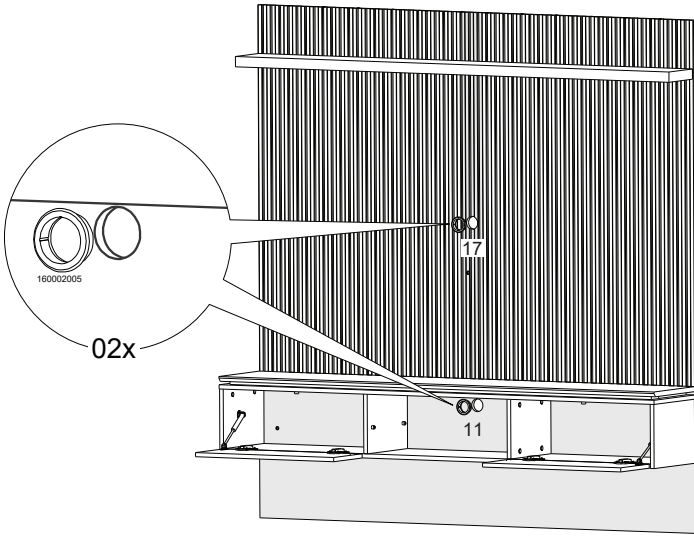
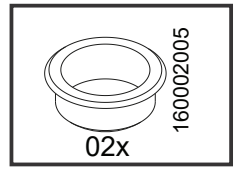
55



56



57



58

